



DEEP

DIRECTOR'S GUIDE





HIGH VOLTAGE

KIDS MINISTRY

COPYRIGHT NOTICE

Thank you for purchasing this curriculum series from High Voltage Kids Ministry. All material, both written and recorded, is protected under universal copyright laws. As the purchaser of this product, you are given permission to photocopy necessary materials found in this volume for your workers and volunteers. Please do not photocopy materials for another church to use. Additional volumes of this and other valuable Children's Ministry resources can be ordered online at www.highvoltagekids.com



Executive Producer: *Brian Dollar*

Creative Team: *Brian Dollar; Ashton Kohler; Lacey Miller; Tyler Loy; Katie Espejo*

Graphic Designers: *Emily Smith; Ashton Kohler*

Illustrators: *Mahir Morshed Deep; Stephone Handy*

Curriculum Writers: *Brian Dollar; Ashton Kohler; Jack Henry; Melody Jones; Sean Sweet*

Song Writers: *Mary Grace Batson; Ashton Kohler; Lucas DeBard; Brian Dollar*

Copy Editors: *Lacey Miller; Joyous Davis*

Video Director: *Ashton Kohler*

Video Editors: *Ashton Kohler; Jordan Dollar*

Scriptures from the Holy Bible, New Living Translation, ©1996, 2004. Used by permission of Tyndale House Publishers, Inc., Wheaton, Illinois 60189 Unless otherwise noted.

Scripture quotations marked (NIV) are taken from the Holy Bible, New International Version®, NIV®. Copyright © 1973, 1978, 1984, 2011 by Biblica, Inc.™ Used by permission of Zondervan. All rights reserved worldwide. www.zondervan.com The “NIV” and “New International Version” are trademarks registered in the United States Patent and Trademark Office by Biblica, Inc.™

*All photos/images used are royalty free images and/or are public domain.
Used by permission.*



USER AGREEMENT

High Voltage Kids Ministry allows churches, schools, and other authorized entities to customize DEEP materials to suit their specific leadership needs, regional preferences, facility requirements; and denominational distinctives.

The DEEP resources are designed for printing and use solely by the buyer and shouldn't be electronically shared or copied by entities who haven't purchased them. Reproducing this content without permission or including it in new works breaches U.S. Copyright regulations.



TABLE OF CONTENTS

Event Director Letter	page 1
What's In Your Big Event Starter Kit?	page 2
Frequently Asked Questions	page 3
Lesson Content Overview	page 5
Sample Schedule	page 6
How To Use The Large Group Manual	page 7
How To Use The Small Group Manuals	page 8
Director's Event Timeline	page 9
Full Supply List	page 11

Event Director Letter

Dear Big Event Director,

Thank you for joining us and choosing to embark on the DEEP adventure to share the story of Jonah and teach the importance of obeying God with your kids church! We're honored to partner with you to bring this big event to your church and community.

Our goal with DEEP is to help you do more than just host a big event. We aim to support you as you:

- Help kids dive DEEP into their relationship with God as they learn from *Jonah's Journey of Obedience*.
- Create a week full of FUN! Spend this week laughing, playing games, and connecting with the kids in your church. The stronger your connection, the greater your influence on their lives!
- Establish a pathway for your church to reach those who are far from God or who have never been in a church.

This Director's Guide will help you plan and prepare for your event. It includes daily schedules, decoration ideas, and a timeline leading up to the Big Event.

While reviewing the materials, be aware that we've purposefully provided numerous options for your convenience. Even if you don't utilize every activity from this Big Event Kit, we trust you'll adapt the contents to best serve your church's needs. You have the freedom to modify, duplicate, rearrange, and tailor the given material.

We deeply appreciate everything you're doing for children, their families, and the community. Know that we're cheering you on and holding you in our prayers!

Brian Dollar
Founder, High Voltage Kids Ministry



What's In Your Big Event Kit?

Large Group Manual

Small Group Manuals (*split by grades*)

Games

Character Skits

Rotation Stations (*Snack, Game, Activity*)

Music (*3 Songs*)

Audio and Visual Service Elements

Promo Videos

Countdown Videos

Bible Story Videos

“DEEP” Intro Videos

“Whatchagaddaknow” Videos

“Power Verse” Videos

Live Lyric Videos

Theme Song Dance/Motions Video

Frequently Asked Questions

Here are some tips and answers to our most frequently asked questions.

Who do I contact with questions about the “DEEP” product?

Email support@highvoltagekids.com or call 888-826-4883

What are the spiritual topics covered?

The theme of “DEEP” is choosing to go deeper in our faith - choosing to follow Jesus and obey Him in every area of your life. The first lesson is about Jonah’s foolish decision to run from God and the consequences of choosing this in our own lives. Then, the kids will learn from Jonah’s experience and how God still sees and cares about them when they are “down in the depths” of despair. Lesson Three teaches the kids about God’s desire to give every person a second chance - IF they will confess their sin and choose to obey! On Day Four, the kids will learn how there is nobody beyond God’s love - no matter how “bad” they may seem. Finally, on Day Five, the children will learn how important it is to care about others and take God’s message of love to the entire world!

Where can I get the music?

All songs are provided in the Big Event Starter Kit (in the Music folder) and on all streaming platforms

Do you offer additional “DEEP” themed products?

We provide the “DEEP” logo in a variety of file sizes and formats to allow you to make your own shirts, posters, banners, etc. Feel free to use it in any way that benefits your event or ministry.

What should I do if my event is less than five days?

High Voltage Kids Curriculum is highly customizable. You are welcome to pick and choose which lessons you would like to use. However, the videos in our lessons do make reference to each other.

Frequently Asked Questions (cont.)

What should I name my teams?

We suggest naming your teams after sea creatures or other ocean themes. We have provided some examples:

- Team Blue Dolphins (*referenced in our theme song - “DEEP”*)
- Team Green Sea Turtles (*referenced in our theme song - “DEEP”*)
- Team Yellow Starfish (*referenced in our theme song - “DEEP”*)
- Team Red Crabs (*referenced in our theme song - “DEEP”*)
- Team Bubbles
- Team Coral Cove
- Team Whale Watchers
- Team Manta Ray
- Team Nemo
- Team Dory

How should I decorate?

The theme of “DEEP” is under the sea. There are so many things you can do to transform your space into an underwater ocean party. We have several ideas you can take inspiration from. We recommend checking out our Pinterest page as well as our Facebook page. We have a pinterest board dedicated to “DEEP” that is full of ideas for you. Take a look around and do some searching of your own on Pinterest, if you’d like.

Websites you need to know:

HVKM Website:	https://www.highvoltagekids.com
HVKM Facebook:	https://www.facebook.com/highvoltagekids
HVKM Pinterest:	https://www.pinterest.com/high_voltage_kids

Have more questions?

We have an FAQ page on our website! We try to answer everything in this guide, but if you have additional questions about our curriculum, check out [highvoltagekids.com](https://www.highvoltagekids.com) for the most up-to-date answers.

Lesson Content Overview

Main Focus: I must fully obey and follow God's plan for my life.

Power Verse: "...Blessed...are those who hear the word of God and obey it." – Luke 11:28 (NIV)

Day One

Daily Focus: *Don't Run From God*

Whatchagaddaknow: *I Will Never Run From God!*

Bible Story: *Jonah Runs From God (Jonah 1:1-16)*

Day Two

Daily Focus: *Down In The Depths*

Whatchagaddaknow: *God Cares About Me, And He Knows Where I Am!*

Bible Story: *Jonah Is Swallowed (Jonah 1:1-17)*

Day Three

Daily Focus: *A Second Chance*

Whatchagaddaknow: *Even If I Fail, God Still Has A Plan!*

Bible Story: *Jonah's Second Chance (Jonah 1:1-3:1)*

Day Four

Daily Focus: *God Can Reach Anyone*

Whatchagaddaknow: *God Loves Everyone In This World!*

Bible Story: *Jonah Preaches To Nineveh (Jonah 3)*

Day Five

Daily Focus: *Show His Love*

Whatchagaddaknow: *I Gotta Love Everybody Like Jesus Does!*

Bible Story: *Jonah Gets Mad (Jonah 3-4)*

Sample Schedule

This schedule is based on a three-hour experience. It is flexible and able to be redesigned to accommodate your facilities and schedule.

Opening Session (45 minutes)

- Countdown (5 mins before)
- Opening Song (Praise Song – 5 mins)
- Host Welcome (2 mins)
- “Intro Video” (4 mins)
- Emcee transition (1 min)
- “DEEP” Theme Song (3 mins)
- Emcee Transition (1 min)
- Offering Time (5 mins)
- “Whatchagaddaknow” Teaching (2 mins)
- Large Group Game (10 mins)
- Character Skit (5 mins)
- Bible Story Video (5 mins)
- Host Close (2 mins)

Small Groups (45 minutes)

Rotation Stations (45 minutes)

- Snack Time (15 mins)
- Craft Time (15 mins)
- Game Time (15 mins)

Closing Session (45 minutes)

- Countdown (5 mins before)
- Emcee transition (2 mins)
- Power Verse introduction and teaching (3 mins)
- Power Verse Video (3 mins)
- Emcee transition (2 mins)
- Worship (Slow Worship Song – 5 mins)
- Call To Action (10 mins)
- Altar Experience (5 mins)
- REWIND (10 mins)
- Host Close (5 mins)

HOW TO USE THE LARGE GROUP MANUAL

The first page of each lesson includes a lesson plan for the service. On the second page of each lesson is a list of the materials needed for that entire lesson.

Please note that each lesson worksheet includes “The Spark” Intro Video, “Game Time!”, “Character Skit”, “Call To Action”, “Rewind”, and the other lesson segments we provide with the curriculum. Many of the segments included have graphic and video elements that are included in the Data and Video Files folders. There are some segments that require other outside materials that are not included in the curriculum.

The remainder of each lesson is a script to follow for the Opening and Closing Sessions. Feel free to follow it closely or change it up to fit your needs.

“DEEP” - LESSON 1
“Don’t Run From God!”

Main Focus:
Running from God never works!

Power Verse:
“...Blessed [...] are those who hear the word of God and obey it.”
Luke 11:28


Whatchagaddaknow:
“I Will Never Run From God!”


LEADER’S INFO


Jonah received an assignment from God to go preach to the sinners in Nineveh. Jonah wasn’t interested, so he ran from God and tried to get away from His call.


Jonah found out something that every one of us needs to know: “You can’t run from God.” God sees wherever we run or try to hide. There’s nowhere on this earth that we can go where we are out of His sight.


Even though we try to run, God’s love doesn’t stop chasing us. He wants the best for our lives and will do whatever it takes to reach us. In this lesson, the children will be encouraged to follow God’s plan for their life and not try to run from His call.


 **Countdown Video**


 **“The Spark” Intro Video**
“DEEP” - Episode One


 **“DEEP” Theme Song/ Video**


 **Offering Time**


 **“Whatchagaddaknow” Video**
Dylan teaches “Whatchagaddaknow”


 **Game Time!**
“Sea Creature Showdown”

 **Character Skit**
“Finn Finley”

 **Bible Story**
“Jonah Runs From God”

 **Power Verse Video**
“...Blessed [...] are those who hear the word of God and obey it.” - Luke 11:28

 **Call To Action**
“Don’t Run From God!”

 **Rewind!**
Review Game

Lesson One - “Don’t Run From God!” **page 5**

“DEEP” Lesson 1

Main Focus:
Running from God never works!

Power Verse:
“...Blessed [...] are those who hear the word of God and obey it.”
Luke 11:28

Whatchagaddaknow:
“I Will Never Run From God!”

Countdown Video

“The Spark” Intro Video
“DEEP” - Episode One

“DEEP” Theme Song/ Video

Offering Time

“Whatchagaddaknow” Video
Dylan teaches “Whatchagaddaknow”

Game Time!
“Sea Creature Showdown”

Character Skit
“Finn Finley”

Bible Story
“Jonah Runs From God”

Power Verse Video
“...Blessed [...] are those who hear the word of God and obey it.” - Luke 11:28

Call To Action
“Don’t Run From God!”

Rewind!
Review Game

“Don’t Run From God!”

Lesson 1 Materials Needed:

“The Spark” Intro Video
- “DEEP - Lesson 1 - Intro Video”

“DEEP” Theme Song Video
- “DEEP” Theme Song Video

Offering Time
- “Offering Time” Bumper Video

“Whatchagaddaknow” Video
- “Whatchagaddaknow” Teaching Video
- “Whatchagaddaknow” Trigger Video

Game Time!
- “Game Time!” Bumper Video
- “Sea Creature Showdown” Graphic

Character Skit
- “Finn Finley” Theme Graphic/Music

Bible Story
- “Jonah Runs From God” Graphics (or Video, if preferred)
- Bible

Power Verse
- “Power Verse” Graphic
- “DEEP - Lesson 1 - Power Verse” Video

Call To Action
- “Don’t Run From God” Graphics

Rewind!
- “REWIND!” Bumper Video
- “REWIND!” Lesson 1 Graphics

Lesson One - “Don’t Run From God!” **page 6**



The “Small Group Experience”

We have included an entire “Small Group Experience” in this Big Event Starter Kit. This is an added bonus that you may choose to use to help reinforce the lesson that was learned in the Large Group Kids Church experience. These Small Group Experiences were written for three separate age groups (Preschool-1st Grade, 2nd-3rd Grade, and 4th-5th grade).

The Small Group Experiences do require some preparation for each group leader. Please read ahead to make sure that any props, tools, etc. are gathered ahead of time. Our suggestion is to divide the children into small groups (2-10 children works best), according to ages.

Each Small Group Experience is designed to last 30-40 minutes. Feel free to modify any segment to fit your time frame and/or group needs.

Director's Event Timeline

6 Months Before the Event:

- Choose the date, time, and location of the event
- Advertise the event and encourage people to save the date
- Determine the budget for the event
- Figure out how much space you'll need, and make sure the church calendar has availability
- Begin recruiting volunteer team leaders

3 Months Before the Event:

- Decide on the decorations for the event
- Continue recruiting volunteers
- Work with the volunteer team leaders to make sure they have what they need
- Send manuals to team members, so they can begin preparing

2 Months Before the Event:

- Hold a volunteer meeting
- Display promotional items for the event
- Purchase supplies

1 Month Before the Event:

- Advertise the event around town
- Send vocalists the songs
- Hold pre-registration for the event

2 Weeks Before the Event:

- Give all volunteers any updates and the final schedule for the event week
- Advertise the event in the church bulletin
- Assign children to teams
- Go over the Large Group elements with the tech team

Director's Event Timeline (Cont.)

1 Week Before the Event:

- Send out a reminder email to team members and parents
- Go over the Large Group elements with the tech team
- Have a full rehearsal with the team (skits, tech cues, songs, etc).

3 Days Before the Event:

- Set up the stage for the event.
- Set up the decorations in the environment.
- Purchase non-perishable snack items

1 Day Before the Event:

- Set up the registration area
- Set up the activity and rotation station spaces
- Send the final email to leaders reminding them of the first day details, arrival times, etc.

Full Supply List

Here is an itemized list of all supplies needed to put on DEEP.

Rotation Stations:

Snack Rotation:

- Bendable straws
- Blue Jell-O
- Cake icing
- Clear plastic cups
- Croissants
- Deli meat
- Golden Oreos
- Googly eyes
- Gummy fish
- Gummy worms
- Nerds
- Pretzel sticks
- Pull n Peel Twizzlers
- Seashell sprinkles
- Skittles
- Sliced cheese
- Small plastic cups
- Toothpicks
- Twinkies
- Vanilla pudding

Craft Rotation:

- Blue, green, and white cardstock
- Clear plastic cups
- Colorful cardstock
- Crayons/markers
- Dowels rods
- Fishing wire
- Glue
- Googly eyes
- Markers
- Paper bowls
- Paper plates
- Popsicle sticks
- Rainbow yarn
- Ribbons
- Scissors
- Staplers
- Tape
- Tissue paper in various shades of green

Full Supply List (Cont.)

Game Rotation:

- 10 small-medium size styrofoam cups
- 2 hula hoops
- 3 large bowls
- 2 large bowls of water
- 2 large, clear water pitchers
- 6 pool ring floats (*3 of one color, 3 of another*)
- 2 tables
- A roll of colored adhesive tape
- Masking tape or rope
- Sponges (*also used in Large Group session on Day 2*)
- Stopwatch
- Large play area
- Device to play music
- Outdoor play space (*or tarp for indoor play space*)

Large Group:

- 12 plastic spoons
- 2 clear cups of water
- 2 identical silk handkerchiefs
- 4 beach balls
- 4 inner tubes
- 4 large buckets
- 4 pair of flippers
- 4 pair of goggles
- 4 small buckets
- 4 XL Hawaiian shirts
- 4 XL swim trunks
- 8 tongue depressors
- A “change bag” illusion (*found on Amazon.com*)
- A clear glass
- A hand mirror
- A jug of water
- A large amount of craft pom pom balls
- A large tray
- Cell phone
- Clipboard
- Container of sand
- Flashlight
- Liquid iodine

Full Supply List (Cont.)

Large Group (continued):

- Lots of Jell-O
- Masking tape
- Scissors
- Vitamin C tablets
- Whale costume

Small Groups:

PreK, Kindergarten, & 1st Grade Small Groups:

- 1 pair of running shoes (*per classroom*)
- A movie (*DVD or something to symbolize a movie, one per classroom*)
- A toy (*one per classroom*)
- Basketball (*one per classroom*)
- Box (*one per classroom*)
- Broccoli
- Calendar (*one per classroom*)
- Candy
- Cardstock
- Cell phone (*one per classroom*)
- Chore list (*one per classroom*)
- Clothespins
- Crayons
- Glue
- Heart stickers
- Hole punches
- Kids liquid medicine (*one per classroom*)
- Lunchbox packed with a few lunch food items (*one per classroom*)
- Markers
- Paint Dotters
- Pipe cleaners
- Post-It notes
- Print-outs for each lesson (*provided in Small Group Manual*)
- Scissors
- Tape

2nd & 3rd Grade Small Groups:

- 1 cup (*per classroom*)
- A clean trashcan (*one per classroom*)
- A way to keep score

Full Supply List (Cont.)

2nd & 3rd Grade Small Groups (continued):

- A way to keep time
- Bibles
- Crayons
- Gummy worms (*plenty for the activity*)
- Lots of paper
- Markers
- Pencils
- Print-outs for each lesson (*provided in Small Group Manual*)
- Small buckets (*two per classroom*)

4th & 5th Grade Small Groups:

- A way to keep time
- Bibles
- Blue Poster Board (*one sheet per classroom*)
- Fish stickers (*one for each student; big enough to write a name on*)
- Highlighter (*one for each student*)
- Index cards (*one for each student*)
- Magnetic fishing pole (*one per classroom; can be crafted with a wooden dowel rod, string, and a magnet*)
- Markers
- Ocean-themed journals (*one for each student; these will be used throughout all 5 lessons*)
- Paperclips
- Pens
- Prepare a simple drawing showing a time when you felt lonely, even though you were around other people
- White Poster Board (*one sheet per classroom*)