



# GIANT

**Lessons From David & Goliath**





**HIGH VOLTAGE**

KIDS MINISTRY

# **COPYRIGHT NOTICE**

Thank you for purchasing this curriculum series from High Voltage Kids Ministry. All material, both written and recorded, is protected under universal copyright laws. As the purchaser of this product, you are given permission to photocopy necessary materials found in this volume for your workers and volunteers. Please do not photocopy materials for another church to use. Additional volumes of this and other valuable Children's Ministry resources can be ordered online at **[www.highvoltage-kids.com](http://www.highvoltage-kids.com)**







**Lessons Written By:**  
**Video Scripts Written By:**  
**Character Skits Written By:**  
**Family Devotions Written By:**  
**Small Group Lessons Written By:**  
**Small Group Illustrations By:**  
**Bible Story Illustrations By:**  
**Lesson Graphics By:**

*Brian Dollar  
Brian Dollar  
Josh Clinton  
Tim Hill  
Melody Jones  
Josh Clinton  
Josh Clinton  
Kindred Creative (<http://kindredcanvas.com>)*

**Cast:**

**Michelle:**  
**Timothy:**  
**Tiny Tonya:**  
**Skittles:**

*Michelle Clark  
Timothy Espejo  
Morganne Jumper  
Brian Dollar*

**Directed By:**  
**Camera Operators:**  
**Edited By:**

*Brian Dollar & Tim Hill  
Aaron Stone, JT Espejo, & Tim Hill  
Lauren Barnes & Ashton Dollar*

*Scriptures from the New Living Translation, ©1996, Tyndale Charitable Trust,  
Wheaton, IL. Used by permission.*

*All photos/images used are royalty free images and/or are public domain.  
Used by permission.*



## TABLE OF CONTENTS

<b>Introduction</b> .....	page 1
<b>The Elements</b> .....	page 2
<b>How To Use The Lesson Plan Worksheet</b> .....	page 3
<b>Small Group Experience Explanation</b> .....	page 4
<b>Lesson 1: “It’s Time To Fight”</b> .....	page 5
<b>Lesson 2: “Who’s Gonna Fight This Giant?”</b> .....	page 15
<b>Lesson 3: “You Can’t Do THAT!”</b> .....	page 25
<b>Lesson 4: “It’s MY Giant”</b> .....	page 35
<b>Lesson 5: “Listen Up!”</b> .....	page 45
<b>Lesson 6: “The Bigger They Are, The Harder They Fall”....</b>	page 55



## INTRODUCTION

David and Goliath is one of the most classic stories in the Bible. It has been one of the favorites of children of all ages for centuries. Often when we read or tell this story, we miss some of the key lessons we can learn from it.

In this series, we focus on this story in multiple parts and from multiple angles. There are many lessons that your children will learn that will help them discover the inner “giant-killer” in themselves.

We pray God will use this story and these lessons to help inspire your children to take on their biggest fears, issues, and problems. It is then that God can use their stories to encourage other children to do the same thing.

For This Generation,

**The High Voltage Kids Ministry Team**



## THE ELEMENTS

### **The Video Files:**

This folder includes “The Spark” Intro Video segments featuring Tim & Michelle, the Power Verse Videos featuring “Tiny Tonya”, and the “Watt’s Up?” Videos featuring “Skittles”. We have included several “Video Bumpers” to be used as transitions to each segment of the service (“Game On!”, “Offering”, and “Brain Drain”). These are Quicktime video files that can be copied and placed into PowerPoint or other presentation software.

### **The Data Files:**

This folder contains the Printable Lesson Manual and graphics/artwork you can use to promote this amazing series. Also included are graphic slides for use during the lesson. In addition, you will find “Family Devotions”, “Small Group Experience”, and “Kid Take Home Pages” for each lesson.

### **“The Spark” Intro Video:**

This video is to be used toward the beginning of the lesson. It sets up the topic to be discussed during that lesson. It uses humor to grab the kids’ attention, then explains what they will be learning about in the lesson.

### **Watt’s Up?:**

This is the main thought you want to get across to the kids during the weekly lessons. Watt’s Up is a simple statement that sums up the entire lesson. There is a “Watt’s Up? Teaching Video” where Skittles teaches the kids the “Watt’s Up” phrase. Then, use the “Watt’s Up? Trigger Video” to surprise the kids throughout the service. Play it many times at random. Each time the kids see Skittles’ head pop up and ask, “Watt’s Up?”, they should stand up on their feet and say the “Watt’s Up?” statement for the week.

### **Game On!:**

Each week a game has been provided. Most of them are themed with the lesson being taught that week. You can find downloadable instrumental game music on our website [www.highvoltagekids.com](http://www.highvoltagekids.com).

### **Skit/Drama:**

These skits feature “Maple Sawback” (you can choose to have her as a puppet or a human character) who interacts with another person (you or any member of your team). Names can be changed for each specific church and situation if you wish. Use the skits in whatever way works best for you.

### **Bible Story:**

Each week there is a specific Bible Story that is included. It is a story that you tell with graphic illustrations that accompany it to help bring the story to life. These illustrations can be found in the Data Files.

### **Call To Action:**

Because kids tend to learn best if you combine speaking the truth with visual illustrations, we have written an illustrated sermon to be used each week called the “Call To Action.” Materials are listed, and manuscripts are provided. Each illustrated sermon comes with a graphic slide for each main point.

### **Brain Drain:**

This fun game tests the kids’ memory about what they have learned. Play at the end of each week’s lesson.

### **Family Devotions:**

Send these home with the parent of each child as a means for them to reinforce the lesson during the week.

### **Kid Take Home Pages:**

Send these home with the child as a means for them to review the lesson during the week.



# HOW TO USE THE LESSON PLAN WORKSHEET

The first page of each lesson includes a lesson plan for the service with a suggested order of service that you may follow. On the second page of each lesson is a list of the materials needed for that entire lesson.

Please note that each lesson worksheet includes “The Spark” Intro Video,” “Game On!,” “Skit/Drama,” “Call To Action,” “Brain Drain” and the other lesson segments we provide with the curriculum. Many of the segments included have graphic and video elements included in the Data and Video Files folders. There are some segments that require other outside materials that are not included in the curriculum.

## “GIANT” - LESSON 1

### “It’s Time To Fight”

**Main Focus:**  
GIANT problems are meant to be defeated with God’s help!

**Power Verse:**  
“...If God is for us, who can ever be against us?”  
— Romans 8:31

**Watt’s Up:**  
“My GIANT May Be Big, But My God Is BIGGER!”

**“The Spark” Intro Video**  
“GIANTS Are Meant To Be Defeated”

**“Watt’s Up?” Teaching Video**  
Skittles teaches “Watt’s Up?”

**Character Skit**  
“Maple Sawback”

**Offering Time**

**Game On!**  
“The GIANT Shoe Scramble”

**Bible Story**  
“Goliath Terrorizes Israel”

**Power Verse Video**  
“...If God is for us, who can ever be against us?”  
— Romans 8:31

**Call To Action**  
“It’s Time To Fight!”

**Brain Drain**  
Review Game

**Small Group Experience**

**LEADER’S INFO**

We all know the story of David and Goliath, but often we brush over the story quickly and miss some of the best details!

In this lesson, the children will meet Goliath the GIANT. They will learn that ALL of us have GIANTS in our lives at one time or another. Those GIANTS come in all forms. It might be a sinful habit, a way of thinking, or maybe even another person who chooses to come against us.

No matter what the GIANT is, one thing is for sure—GIANTS are meant to be defeated. If we choose to ignore our GIANT, hoping it will go away—the GIANT will only make things worse for us.

In this lesson, the children will learn that we must take on the GIANT with God’s help!

Lesson One - “It’s Time To Fight!”
page 5

## “GIANT” Lesson 1

### “It’s Time To Fight!”

**Main Focus:**  
GIANT problems are meant to be defeated with God’s help!

**Power Verse:**  
“...If God is for us, who can ever be against us?”  
— Romans 8:31

**Watt’s Up:**  
“My GIANT May Be Big, But My God Is BIGGER!”

**Lesson 1 Materials Needed:**

**“The Spark” Intro Video**  
- “Lesson 1 The Spark Intro Video”

**“Watt’s Up?” Teaching Video**  
- “Watt’s Up?” Teaching Video  
- “Watt’s Up?” Trigger Video

**Character Skit**  
- “Maple Sawback” Theme Graphic/Music  
- Large ax

**Offering Time**  
- “Offering Time” Bumper Video

**Game On!**  
- “Game On!” Bumper Video  
- “The GIANT Shoe Scramble” Graphic

**Bible Story**  
- “Goliath Terrorizes Israel” Graphics  
- Bible

**Power Verse Video**  
- “Power Verse” Video

**Call To Action**  
- “It’s Time To Fight!” Graphics  
- Large art paper  
- A marker  
- Scissors  
- Sticky tape

**Brain Drain**  
- “Brain Drain” Bumper Video  
- “Brain Drain” Lesson 1 Graphics

**Small Group Experience**  
- Bibles  
- Spray Can Print Piece  
- Crayons, markers, or colored pencils  
- GIANT Away Print Piece  
- Pencils, crayons, or markers

**“The Spark” Intro Video**  
“GIANTS Are Meant To Be Defeated”

**“Watt’s Up?” Teaching Video**  
Skittles teaches “Watt’s Up?”

**Character Skit**  
“Maple Sawback”

**Offering Time**

**Game On!**  
“The GIANT Shoe Scramble”

**Bible Story**  
“Goliath Terrorizes Israel”

**Power Verse Video**  
“...If God is for us, who can ever be against us?”  
— Romans 8:31

**Call To Action**  
“It’s Time To Fight!”

**Brain Drain**  
Review Game

**Small Group Experience**

Lesson One - “It’s Time To Fight!”
page 6

## **The “Small Group Experience”**

We have included in this Power Pack an entire “Small Group Experience.” This is an added bonus that you may choose to use to help reinforce the lesson that was learned in the Large Group Kids Church experience. These Small Group Experiences were written for Elementary age children (Kindergarten thru 5th grade).

The Small Group Experiences do require some preparation for each group leader. Please read ahead to make sure that any props, tools, etc. are gathered ahead of time. Our suggestion is to divide the children into small groups (2-10 children works best) and group them according to age group.

Each Small Group Experience is designed to last between 20-25 minutes. Feel free to modify any segment to fit your time frame and/or group needs.

It is definitely recommended that you use the Small Group Experience as a supplement to the Large Group Experience. It is meant to reinforce the lesson the children have already learned.

# “GIANT” - LESSON 1

## “It’s Time To Fight”

### Main Focus:

GIANT problems are meant to be defeated with God’s help!



### Power Verse:

“...If God is for us, who can ever be against us?”  
– Romans 8:31



### Watt’s Up:

“My GIANT May Be Big, But My God Is BIGGER!”

## LEADER’S INFO

We all know the story of David and Goliath, but often we brush over the story quickly and miss some of the best details!

In this lesson, the children will meet Goliath the GIANT. They will learn that ALL of us have GIANTS in our lives at one time or another. Those GIANTS come in all forms. It might be a sinful habit, a way of thinking, or maybe even another person who chooses to come against us.

No matter what the GIANT is, one thing is for sure—GIANTS are meant to be defeated. If we choose to ignore our GIANT, hoping it will go away—the GIANT will only make things worse for us.

In this lesson, the children will learn that we must take on the GIANT with God’s help!



### “The Spark” Intro Video

“GIANTS Are Meant To Be Defeated”



### “Watt’s Up?” Teaching Video

Skittles teaches “Watt’s Up?”



### Character Skit

“Maple Sawback”



### Offering Time



### Game On!

“The GIANT Shoe Scramble”



### Bible Story

“Goliath Terrorizes Israel”



### Power Verse Video

“...If God is for us, who can ever be against us?”  
– Romans 8:31



### Call To Action

“It’s Time To Fight!”



### Brain Drain

Review Game



### Small Group Experience

## Main Focus:

GIANT problems are meant to be defeated with God’s help!



## Power Verse:

“...If God is for us, who can ever be against us?”  
– Romans 8:31



## Watt’s Up:

“My GIANT May Be Big, But My God Is BIGGER!”

## Lesson 1 Materials Needed:

### “The Spark” Intro Video

- “Lesson 1 The Spark Intro Video”

### “Watt’s Up?” Teaching Video

- “Watt’s Up?” Teaching Video
- “Watt’s Up?” Trigger Video

### Character Skit

- “Maple Sawback” Theme Graphic/Music
- Large ax

### Offering Time

- “Offering Time” Bumper Video

### Game On!

- “Game On!” Bumper Video
- “The GIANT Shoe Scramble” Graphic

### Bible Story

- “Goliath Terrorizes Israel” Graphics
- Bible

### Power Verse Video

- “Power Verse” Video

### Call To Action

- “It’s Time To Fight!” Graphics
- Large art paper
- A marker
- Scissors
- Sticky tape

### Brain Drain

- “Brain Drain” Bumper Video
- “Brain Drain” Lesson 1 Graphics

### Small Group Experience

- Bibles
- Spray Can Print Piece
- Crayons, markers, or colored pencils
- GIANT Away Print Piece
- Pencils, crayons, or markers

### “The Spark” Intro Video

“GIANTS Are Meant To Be Defeated”

### “Watt’s Up?” Teaching Video

Skittles teaches “Watt’s Up?”

### Character Skit

“Maple Sawback”

### Offering Time

### Game On!

“The GIANT Shoe Scramble”

### Bible Story

“Goliath Terrorizes Israel”

### Power Verse Video

“...If God is for us, who can ever be against us?”  
– Romans 8:31

### Call To Action


“It’s Time To Fight!”

### Brain Drain

Review Game

### Small Group Experience





## **Introduction to “The Spark” Intro Video**

**Leader:** Hey kids! Welcome to our series called “GIANT.” Speaking of GIANT, I have a question for you? What is the most GIANT - I mean the BIGGEST thing you have ever seen? *(allow some children to share about some of the biggest things they have ever seen)* Well, those are some pretty GIANT things. I’m sure that next to those things you felt like you were soooooo small, huh?

Well, in this series we will be learning about a big GIANT from the Bible. Want to know the GIANT’s name? Well, before I tell you, I want you to check out this video!

**(play “The Spark” Intro Video)**

**Leader:** Wow! Goliath was nine feet tall! That’s huge! I bet it was pretty scary facing a GIANT like that. You know, the GIANTS in our lives aren’t any easier to face. Whether your GIANT is a person, a habit, a situation, whatever - you have to fight the GIANT in order to have victory! That’s exactly what we are going to be learning about in our lesson, today. But, right now, it’s time to check in with Skittles and find out “Watt’s Up?”

**(play “Watt’s Up?” Teaching Video)**



## **CHARACTER SKIT**

**Character: “Maple Sawback”** *(a female lumberjack, or “lumberjane” as she calls herself)*

**MAPLE:** *(carries a large ax, yodels as she comes out onstage)* YODEL-AY-HEE-HOOOOOO! OHYODEL-AY-HEE-YOOOOOOO-HOOOOOOOOO!

**Leader:** What in the WORLD are you doing?

**MAPLE:** *(laughs, slaps the leader on the back, sending them almost falling over)* Sorry about that! I didn’t mean to frighten you fancy city folk!

**Leader:** *(rubbing their back)* Owwww! Who are you? I didn’t get your name.

**MAPLE:** That’s because I haven’t given it yet! The name’s Maple - Maple Sawback! *(shakes the leader’s hand HARD)*

**Leader:** *(falls to the ground in pain, wrenches their hand away)* WOW you are REALLY strong for a girl! Is that why you’re name is “Maple?” Because you’re strong like a tree?

**MAPLE:** NOPE! I’m not named after the tree. I’m named after the SYRUP! My pappy loved syrup on his flapjacks so much he named all of his kids after it. I’ve got two sisters named Blueberry and Apple, and a brother named B.P.!

**Leader:** What does THAT stand for?

**MAPLE:** Butter Pecan. Yep, the Sawback family is the greatest bunch of lumberjacks this side of the Rockies! Well...lumberjacks and lumberjanes.

**Leader:** What in the WORLD is a lumberjane?

**MAPLE:** That’s ME! A female lumberjack! Now if you’ll excuse me...*(hands cupped around mouth, yelling)* SUGARRRRRRR! COME HERE, SUGAR!

**Leader:** You’re out here yelling for sugar? Why don’t you just get some from the store?

**MAPLE:** *(laughs)* I’m not talking about THAT kind of sugar! Sugar’s the name of my pet bear!

**Leader:** Oh that’s nice - WHOAH - wait a second - you have a pet BEAR??

**MAPLE:** Oh yeah! She’s about 14 feet tall, big teeth, razor sharp claws, wears a pink tu-tu. Can turn invisible.  
*(CONTINUED ON NEXT PAGE)*



## **CHARACTER SKIT** *(continued)*

Have you seen her around?

**Leader:** How in the WORLD am I supposed to SEE a giant, scary, INVISIBLE bear?! Does she make some sort of special animal call?

**MAPLE:** She sure does! Sugar plays the harmonica. Listen! *(puts a hand to her ear. Grabs the leader’s hand and makes them do the same)* You hear that?

**Leader:** No - I don’t.

**MAPLE:** That’s because it’s invisible.

**Leader:** *(wrestles his hand away)* THIS IS RIDICULOUS! There’s a giant, monstrous, INVISIBLE bear on the loose! How can you stay so calm??

**MAPLE:** Oh that’s EASY. I’ve learned how to handle the giants in my life!

**Leader:** Uhhhh do you handle giant invisible monsters OFTEN? Because if you do I kinda don’t want to hang out with you.

**MAPLE:** *(laughs)* No no no, nothing like that. You see, a GIANT is ANY problem BIGGER than you! Life’s FULL of giant problems!

**Leader:** You know, that’s very true! There’s sickness, bullies, trouble with family, war, even death! Those are all GIANT problems that can get really scary.

**MAPLE:** Yup - and if you’re not following Jesus, those giants can seem even BIGGER! But, here’s the secret about giants. You can’t just pretend they don’t exist and hope they’ll disappear! Giants DON’T leave on their own! They MUST be defeated! And you know what? Our God is in the GIANT BUSTING BUSINESS.

**Leader:** Wow! That’s REALLY encouraging! So what are you going to do to defeat Sugar?

**MAPLE:** *(laughs)* Sugar don’t need to be defeated! All she ever wants to do is cuddle. She may be giant, but she’s a powder-puff! *(gets super serious)* It’s the SQUIRRELS you gotta worry about. Iiiiiiiii just HATE squirrels! *(acts surprised)* LISTEN! *(cups hand to her ear)* I hear invisible music! SUGAR! Sugar’s backstage! I’ll see you later, city-folk! This is Maple Sawback - reminding YOU - if you’re ever lost out in the woods, moss always grows on the OUTSIDE of a tree! See ya! *(yodels as her exit music plays)*



## **GAME ON!**

### **“The GIANT Shoe Scramble”**

#### **Items Needed For Game:**

none

.....

#### **Preparation:**

none

.....

#### **How To Play:**

Choose an equal number of boys and girls to compete in this crazy game. Have them all take off their shoes and place them in a pile in the middle of the room. Mix up the shoes very well.

When you say, “Go!” the music begins and the children must dive into the pile to retrieve their shoes. The first team to find their shoes, put them on (*laced up*) and stand to their feet wins.





# **Bible Story**

## **“Goliath Terrorizes Israel”**

### **Materials Needed:**

The graphic slides for Lesson 1; begin with the slide that says “Bible Story”; follow the instructions below, changing the slides to follow along with the story (*as shown*)

### **Preparation:**


Familiarize yourself with the story in 1 Samuel 17:1-11; have your open Bible in your hands as you tell the story

### **The Story:**


Today’s Bible Story is one of the most famous stories ever told. We are going to look at only part of the entire story, though. There is so much great stuff to learn from it that we will break it down to several parts.

The story is found in 1 Samuel 17. Let me set the scene for you. The Israelites are God’s chosen people. God had promised to take care of the nation of Israel if they worshipped Him and Him only. There was another nation of people who were the enemies of the Israelites. They were known as the Philistines. The Israelites and the Philistines found themselves facing each other in war.

The Philistines and Israelites faced each other on opposite hills, with the valley between them. Then Goliath, a Philistine champion from the city of Gath, came out to face the forces of Israel. (*show pic*) Goliath was a giant of a man, measuring over nine feet tall! He wore a bronze helmet and a coat of armor that weighed 125 pounds. He also wore bronze leggings, and he slung a bronze javelin over his back. The shaft of his spear was super thick, and it was tipped with an iron spearhead that weighed fifteen pounds.



WOW! This GIANT was super scary to look at! Not only that, but he did not have good things planned for the Israelite army either. (*show pic*) Goliath stood and shouted across to the Israelites, “Do you need a whole army to settle this? Choose someone to fight for you, and I will represent the Philistines. We will settle this dispute in single combat! Send me a man who will fight with me!”



(*show pic*) The Israelites were totally afraid. They all looked at each other and none of them wanted to fight this giant. They were all too terrified. They knew that they didn’t have anyone as tall, strong, or brutal as this horrible giant. But, Goliath wasn’t done picking on the Israelites. (*show pic*) He screamed again, “If your man is able to kill me, then we will be your slaves. But if I kill him, you will be our slaves!”

For days and days Goliath came out and taunted the army of Israel. He even cursed the God of Israel! But, the Israelites did nothing. Do you think that was the way to handle this GIANT? Do you think the GIANT was going to go away without a fight? Nope! Giants don’t just leave if you ignore them. They must be defeated!

In your lesson, today, you are going to learn all about how to face the GIANTS in your life and defeat them with the power of God! You can’t ignore them, you must *fight* them and *defeat* them with God’s help!



## **Call To Action**

### **“It’s Time To Fight!”**

#### **Materials Needed:**

The graphic slides for Lesson 1; large art paper; a marker; scissors; sticky tape

#### **Preparation:**

Begin with the slide titled “It’s Time To Fight!”; cut out a silhouette of a “giant” man (9 ft tall) and tape it onto the wall at the front of the room to represent Goliath



#### **The Message:** *(title slide)*

Today, we’ve started this series called “GIANT.” We are learning from the story of David and Goliath. You already met the mean old ugly GIANT, Goliath. He was over nine feet tall. WOW! Can you believe it? *(walk up to the “giant” on your wall)* Can you imagine having to face someone that was over nine ft tall? That would be so scary! I think I might be crying for my Mommy!

That’s exactly the way the army of Israel reacted, too. They were completely frightened. None of them wanted to face this enemy, Goliath. You can understand why they were scared. This wasn’t just an enemy, this was a GIANT enemy! It was a GIANT enemy who was determined to destroy them! You can understand why they were terrified and deeply shaken!

You can understand because it is the same way you often feel with the GIANTS in your life. You might ask, “What are the GIANTS in our lives?” Well...

#### **A GIANT Is Any Problem Bigger Than You** *(slide)*



For some of you, your GIANT is a sinful habit that you have been battling for a long time: lying, stealing, talking bad about other people, or maybe even cussing or smoking. For others of you, your GIANT is a difficult problem that has seemed to hold you down for a long time: loneliness, sadness, stress, or feeling like you are a failure.

Everyone will face a GIANT in their life at some time or another. It’s different for every person and it happens at different points in your life. A “GIANT” is a problem that we face that just seems way too big for us to defeat because it is so much BIGGER than we are. In fact...

#### **GIANTS Seem Bigger When You Are Not Following Jesus** *(slide)*



*(CONTINUED ON NEXT PAGE)*



## **Call To Action** (Continued)

As long as you are living for God, you have someone on your side that is **BIGGER** than any **GIANT** problem you face. Like we learned in our WATT’S UP statement this week, “My Giants May Be Big, But My God Is Bigger!” If you have God on your side, you have **NOTHING** to fear!



However, if you are not living for God, then your problems seem **HUGE**. They seem like there is no way you could ever defeat them. Problems in life seem hopelessly huge when you are not following God. But when you are following God, He will help you defeat any **GIANT** that comes your way. Sadly, many people don’t understand that. At least it seems like they don’t understand that because they refuse to face their **GIANT** problems. They just ignore them, hoping they will go away. But, here is something important we must realize...

### **GIANTS Don’t Leave On Their Own - They Must Be Defeated** (slide)



The Israelites had been watching Goliath come out and threaten them for weeks and weeks. They probably figured if they just ignored him, then maybe he would get tired of bothering them and eventually go away. But that didn’t happen. Goliath kept coming out there day after day, screaming and yelling and threatening the entire army of Israel. He was not going to go away until someone faced him and defeated him.


It’s the same way with our **GIANT** problems. They don’t just disappear and go away if we ignore them. The **GIANT** of “lying” will only get worse if we don’t do anything about it. The **GIANT** of “sadness” and “loneliness” will only get worse if we ignore it. It doesn’t get better, it only gets worse.

That’s the way **GIANTS** are. There’s only one way to get rid of a **GIANT** problem in your life: take on the **GIANT** with God’s help! You don’t have the power to take on your **GIANT** problem on your own, but if you are following God, then you have His power on your side. And, like our Power Verse taught us today, “If God is for us, who can be against us?” With God’s help, you can take on your **GIANT** and defeat it.



### **ALTAR RESPONSE:** (play soft music)

Lead the kids in a moment of reflection. Ask them to think about their lives’ and what **GIANT** they are facing at this time. Ask them to think of a specific **GIANT** and pray that God will give them the courage to face that **GIANT** and defeat it. Remind them that they are not doing this in their own power, but with God’s power.



## **BRAIN DRAIN**

### **Materials Needed:**

The graphic slides for Lesson 1; “Brain Drain” Bumper Video

### **Preparation:**

Play the “Brain Drain” Bumper Video; Begin with the slide titled “Brain Drain”; there is a slide for each question

**1. Watt’s Up today?**

**Answer:** “My Giants May Be Big, But My God Is Bigger!”

**2. What was the name of the GIANT from our Bible Story?**

**Answer:** Goliath

**3. What was Goliath suggesting the Israelite Army do?**

**Answer:** Send Someone To Fight Him

**4. What did Goliath say would happen to the Israelites if their man was defeated?**

**Answer:** They Would Become Slaves

**5. What country was Goliath fighting for?**

**Answer:** Philistines

**6. How tall was Goliath?**

**Answer:** Over 9 ft tall

**7. According to our lesson today, “A GIANT Is Any \_\_\_\_\_ That Is Bigger Than You.”**

**Answer:** Problem

**8. According to our lesson today, “GIANTS Seem Bigger When You Are Not Following \_\_\_\_\_.”**

**Answer:** Jesus

**9. According to our lesson today, “GIANTS Don’t Leave On Their Own - They Must Be \_\_\_\_\_.”**

**Answer:** Defeated

**10. Where was our Power Verse found?**

**Answer:** Romans 8:31



# Small Group Experience

## LESSON 1 - "It's Time To FIGHT!"



### **Watt's Up:**

"My GIANT May Be Big, But My God Is BIGGER!"



### **Power Verse:**

"...If God is for us, who can ever be against us?"

**-Romans 8:31**

### **SUPPLY LIST:**

\* Bibles (several for the group to share)

### **TEACHER INSTRUCTIONS:**

When small group begins, open the Bible and turn to 1 Samuel 17. To review the Bible Story, hand the open Bible to one kid and ask them to begin the review by reading verse 1 aloud. They will then pass the Bible to another kid who will read the next verse. Continue passing the Bible and allowing the kids to read one verse until the story is complete. Depending on the size of your group some kids may need to read multiple times.

**Say** - The people in today's story are facing a very BIG problem. In fact, some might even say it was a GIANT problem. BIG problems don't just vanish, so we better get started figuring out how to handle the GAIN'T issue. My Bible is opened to 1 Samuel 17, which is where our story is found. I am handing the Bible to one of you, and I would like you to begin our review by reading 1 Samuel 17:1 aloud. When you have completed that verse, your time is up, and it is time for you to pass the Bible to someone else. They will read the next verse and then pass the Bible along. We will continue this way until the story is complete!

**-Allow time for the group to pass the Bible and read the story aloud-**

**Say** - The last verse really sums up where the Israelites were at in this situation, "...Saul and all the Israelites were dismayed and terrified."

**Ask** - Why do you think Saul didn't have his strongest and most brave soldiers attack Goliath?

**-Allow time for the kids to answer; discuss their answers with the group-**

**Ask** - Why do you think the Israelites were afraid of Goliath?

**-Allow time for the kids to answer; discuss their answers with the group-**

**Ask** - Do you think Goliath would have made the decision to leave?

**-Allow time for the kids to answer; discuss their answers with the group-**

(Continued on next page)

**Game/Activity****SUPPLY LIST:**

- \* Spray Can Print Piece (provided; print one per kid)
- \* Crayons, markers, or colored pencils

**TEACHER INSTRUCTIONS:**

*Before small group begins, print the Spray Can Print Pieces. Once activity time begins, pass out the spray can pages. The kids must design their own custom product to get rid of giants. Their product must include an ingredient list as well as a product name. They should design their own custom can and a tag line or commercial for their product. Encourage the kids to be creative and have fun with this task.*

**Say** - Goliath wasn’t going to get bored, get tired, or leave on his own accord. The Israelites needed something to help them with their GIANT problem. I thought maybe we could help! I am giving each of you a page with a picture of a blank can. Your job is to come up with a product to get rid of GIANTS! There aren’t a lot of rules except; your product must include an ingredient list and have a name. You can also invent a tag line or commercial for your product if you have time.

**-Allow time for the kids to complete the task-**

**Ask** - Who would like to share their product with the group?

**-Allow time for the kids to share their product inventions-**

**Group Sharing****SUPPLY LIST:**

- \* GIANT Away Print Piece (provided; print one per kid)
- \* Bibles (several for the group to share)
- \* Pencils, crayons, or markers

**TEACHER INSTRUCTIONS:**

*Before small group begins print and cut the GIANT Away Print Pieces. Once group sharing begins, pass out a print piece to each kid. Group sharing is focused on encouraging the kids to open up and discuss the lesson concepts and relate those concepts to their life. Help facilitate and guide the discussion time.*

**Say** - I am not sure if you noticed, but one thing we learned about giants is they are stubborn. There is no magic spray to make a giant go away, and that is a problem! You might wonder why this is a problem for us. I mean, we don’t have 9 foot tall crazy angry giants threatening our lives.

**Ask** - So why does this issue matter? Why are giants a problem for you and me?

**-Allow time for the kids to answer; discuss their answers with the group-**

(Continued on next page)

**Say** - The Bible is full of amazing stories. You might read some of those stories and think they don’t have anything to do with your life. For instance, the story of Goliath might seem irrelevant. There are no crazy, huge, hairy, bad breathed Philistines roaming the streets of our town. Thank goodness! God is strategic. These stories aren’t in the Bible just to entertain; they are there because each and every one has a powerful lesson for our lives.

**Ask** - Have you ever faced a problem that was bigger than you that wouldn’t go away?

**-Allow time for the kids to answer; discuss their answers with the group-**

**Say** - Problems that are SO BIG we can’t face them on our own are GIANTS in our lives. Problems that won’t go away on their own are GIANTS in our lives. How do we get rid of our GIANTS? I would like for us to take a closer look at that together. Whenever you were designing your product to get rid of giants, I asked you to include ingredients. No amount of earthly ingredients can remove the GIANTS from your life. We need a special ingredient, one that can conquer any GIANT. That special ingredient is God’s help! Notice that is the only ingredient on your picture. The only thing that can help us when we are facing GIANTS is help from God.

**Ask** - Why is God’s help an effective ingredient in conquering giants?

**-Allow time for the kids to answer; discuss their answers with the group-**

**Say** - I want you to divide into small groups and look up the PowerVerse. The reference is printed on the left of your page. Read and discuss it together and write your thoughts in the blank space.

**Ask** - Would anyone like to share their thoughts about the verse?

**-Allow time for the kids to answer; discuss their answers with the group-**


**Say** - No matter what you are facing, no matter how big the problem, it is NEVER too big for God. Our God conquers EVERY giant.

## **Prayer Time**

**Say** - God conquers every giant! What an awesome reminder. God can conquer anything we are facing. If you are facing a giant, ask God to help you conquer it and be free! Maybe you aren’t facing a giant, but you know someone who is facing one. Ask God to help them conquer their giant and be free. (PRAY)

## **Closing**

**Say** - King Saul was frustrated and probably felt embarrassed. His mighty army was facing a giant bully that would not go away. Goliath stood in defiance. He was a mountain of a man and every word from his mouth dripped with menace and hate. The ground quaked beneath his feet as he stood against the Israelites. He was prepared to bring them to their knees and eventual defeat. This giant was determined to break the Israelites and destroy God’s plans. You might be facing a problem that is big, maybe even GIANT. This problem will not go away and your legs quake with fear when you think about facing this giant. Your enemy stands against you hoping to bring you to your knees and eventually watch as you are defeated. Your giant problem wants to destroy God’s plans for your life. These types of giants don’t get bored and leave, they don’t give up, and they don’t retreat. These types of giants must be conquered. Thankfully we serve a God who will help us conquer the giants we face! If you are facing a giant, God can help you! Thank you for coming today! I will see you again soon.



"...IF GOD IS FOR US, WHO CAN EVER BE AGAINST US?" -- ROMANS 8:31

**"GIANT" LESSON 1**



"...IF GOD IS FOR US, WHO CAN EVER BE AGAINST US?" -- ROMANS 8:31

**"It's Time To FIGHT!"**





# FAMILY DEVOTION!

## "It's Time To Fight!"



"My GIANT May Be Big, But My God Is BIGGER!"



"...If God is for us, who can ever be against us?" – Romans 8:31

This week, we start a brand new series called, "GIANT!" In this series, we're learning the importance of facing our giants - the problems that stand between us and God - and between us and what God has called us to be!

### Read:

1 Samuel 17:1-11

### Ask/Discuss:

- Who was the giant in the Philistine army?
- How did Goliath want to fight the battle?
- How did the Israelites respond over the next several days?

### Say:

ALL of us have giants in our lives at one point or another. These giants come in all forms. They might be a sinful habit, a way of thinking, or maybe even another person who chooses to come against us.

### Ask/Discuss:

- What other kinds of giants can we face in our own lives?
- What should we do when we are facing a giant?
- What is a giant you are currently facing?
- How long have you been facing your giant?
- Do you think you can defeat your giant? Can you do it alone?

### Say:

No matter what the GIANT is, one thing is for sure—GIANTS are meant to be defeated. If we choose to ignore our GIANT, hoping it will go away—the GIANT will only make things worse for us. With God's help, we can defeat our giant! No matter how big our giant may be, our God is bigger!

### Pray:

Ask your kids to think of a specific giant they are facing and pray that God will give them the courage to face that giant and defeat it. Remind them that they are not doing this in their own power, but with God's power.

# FAMILY DEVOTION!

## "It's Time To Fight!"



"My GIANT May Be Big, But My God Is BIGGER!"



"...If God is for us, who can ever be against us?" – Romans 8:31

This week, we start a brand new series called, "GIANT!" In this series, we're learning the importance of facing our giants - the problems that stand between us and God - and between us and what God has called us to be!

### Read:

1 Samuel 17:1-11

### Ask/Discuss:

- Who was the giant in the Philistine army?
- How did Goliath want to fight the battle?
- How did the Israelites respond over the next several days?

### Say:

ALL of us have giants in our lives at one point or another. These giants come in all forms. They might be a sinful habit, a way of thinking, or maybe even another person who chooses to come against us.

### Ask/Discuss:

- What other kinds of giants can we face in our own lives?
- What should we do when we are facing a giant?
- What is a giant you are currently facing?
- How long have you been facing your giant?
- Do you think you can defeat your giant? Can you do it alone?

### Say:

No matter what the GIANT is, one thing is for sure—GIANTS are meant to be defeated. If we choose to ignore our GIANT, hoping it will go away—the GIANT will only make things worse for us. With God's help, we can defeat our giant! No matter how big our giant may be, our God is bigger!

### Pray:

Ask your kids to think of a specific giant they are facing and pray that God will give them the courage to face that giant and defeat it. Remind them that they are not doing this in their own power, but with God's power.

# GIANT

WATT'S UP?

My \_\_\_\_\_  
May Be Big, But My  
\_\_\_\_\_ Is  
\_\_\_\_\_!

## POWER VERSE

“...If \_\_\_\_\_ is for \_\_\_\_\_,  
who can ever be  
\_\_\_\_\_ us?”  
**Romans** \_\_\_\_\_:



## BIBLE STORY

What was the name of the GIANT  
from our Bible Story? \_\_\_\_\_

What was Goliath suggesting the  
Israelite Army do? \_\_\_\_\_

What country was Goliath fighting for?  
\_\_\_\_\_



## MAIN POINTS

According to our lesson today,  
“A GIANT Is Any \_\_\_\_\_ That  
Is Bigger Than You.”

According to our lesson today,  
“GIANTS Seem Bigger When You Are  
Not Following \_\_\_\_\_.”

According to our lesson today,  
“GIANTS Don’t Leave On Their Own  
- They Must Be \_\_\_\_\_.”

# CONNECT THE PAIRS

GIANT'S NAME

ISRAELITES

8:31

ISRAELITE ENEMIES

GOLIATH

PHILISTINE FIGHTER

PHILISTINES

GOD'S PEOPLE

GOLIATH

ROMANS