



# BUGS

SMALL CREATURES...



...BIG LESSONS







**HIGH VOLTAGE**

KIDS MINISTRY

# **COPYRIGHT NOTICE**

Thank you for purchasing this curriculum series from High Voltage Kids Ministry. All material, both written and recorded, is protected under universal copyright laws. As the purchaser of this product, you are given permission to photocopy necessary materials found in this volume for your workers and volunteers. Please do not photocopy materials for another church to use. Additional volumes of this and other valuable Children's Ministry resources can be ordered online at **[www.highvoltage-kids.com](http://www.highvoltage-kids.com)**





**Lessons Written By:**  
**Video Scripts Written By:**  
**Character Skits Written By:**  
**Family Devotions Written By:**  
**Small Group Lessons Written By:**  
**Small Group Illustrations By:**  
**Bible Story Illustrations By:**  
**Lesson Graphics By:**

Brian Dollar  
 Brian Dollar & Aaron Strawn  
 Josh Clinton  
 Tim Hill  
 Melody Jones  
 Josh Clinton  
 Josh Clinton  
 Kindred Creative (<http://kindredcanvas.com>)

**Cast:**

**Mo Squito:**  
**Amanda:**  
**Woman on Sidewalk:**  
**Mo Squito's Mom:**  
**Brandon:**  
**Buzzby McFly:**  
**Skittles:**

Cade Phillips  
 Amelia Thomas  
 Cindy Loy  
 Michelle Stafford  
 J.T. Espejo  
 Brian Massey  
 Brian Dollar

**Directed By:**  
**Camera Operators:**  
**Edited By:**

Brian Dollar & Tim Hill  
 Aaron Stone, Brian Dollar, & Tim Hill  
 Lauren Barnes

*Scriptures from the New Living Translation, ©1996, Tyndale Charitable Trust, Wheaton, IL. Used by permission.*

*All photos/images used are royalty free images and/or are public domain. Used by permission.*





## TABLE OF CONTENTS

<b>Introduction</b> .....	page 1
<b>The Elements</b> .....	page 2
<b>How To Use The Lesson Plan Worksheet</b> .....	page 3
<b>Small Group Experience Explanation</b> .....	page 4
<b>Lesson 1: “The Praying Mantis”</b> .....	page 5
<b>Lesson 2: “Ants”</b> .....	page 17
<b>Lesson 3: “Lightning Bug”</b> .....	page 27
<b>Lesson 4: “Caterpillar &amp; Butterfly”</b> .....	page 39
<b>Lesson 5: “Spider”</b> .....	page 51
<b>Lesson 6: “Stinkbug”</b> .....	page 61



## INTRODUCTION

Kids have a fascination with bugs and insects. Remember how many times you went running in the fields to catch lightning bugs or grasshoppers? Many of us never would have thought that BUGS could be used to teach us valuable lessons about the Bible. But it's true! That is what this curriculum series is designed to do...teach biblical truth in a creative and wacky way!

Included in these lessons are various tools to help you instruct, as well as entertain the children as they journey through the land of insects and bugs together. Each segment of the lesson is meant to reinforce the Biblical truth that is presented.

We hope you and your kids enjoy this series as much as we enjoyed putting it together. It has proven to be a wonderful tool to help each kid live their life in step with what God has called them to be!

For This Generation,

**The High Voltage Kids Ministry Team**



## THE ELEMENTS

### **The Video Files:**

This folder includes “The Spark” Intro Video segments featuring “Mo Squito”, the Power Verse Videos featuring “Buzzby McFly”, and the “Watt’s Up?” Videos featuring “Skittles”. We have included several “Video Bumpers” to be used as transitions to each segment of the service (“Game On!”, “Offering”, and “Brain Drain”). These are Quicktime video files that can be copied and placed into PowerPoint or other presentation software.

### **The Data Files:**

This folder contains the Printable Lesson Manual and graphics/artwork you can use to promote this amazing series. Also included are graphic slides for use during the lesson. In addition, you will find “Family Devotions” and “Small Group Experience” for each lesson.

### **“The Spark” Intro Video:**

This video is to be used toward the beginning of the lesson. It sets up the topic to be discussed during that lesson. It uses humor to grab the kids’ attention, then explains what they will be learning about in the lesson.

### **Watt’s Up?:**

This is the main thought you want to get across to the kids during the weekly lessons. Watt’s Up is a simple statement that sums up the entire lesson. There is a “Watt’s Up? Teaching Video” where Skittles teaches the kids the “Watt’s Up” phrase. Then, use the “Watt’s Up? Trigger Video” to surprise the kids throughout the service. Play it many times at random. Each time the kids see Skittles’ head pop up and ask, “Watt’s Up?”, they should stand up on their feet and say the “Watt’s Up?” statement for the week.

### **Game On!:**

Each week a game has been provided. Most of them are themed with the lesson being taught that week. You can find downloadable instrumental game music on our website [www.highvoltagekids.com](http://www.highvoltagekids.com).

### **Skit/Drama:**

These skits feature “Tiffany Grodie” (you can choose to have her as a puppet or a human character) who interacts with another person (you or any member of your team). Names can be changed for each specific church and situation if you wish. Use the skits in whatever way works best for you.

### **Bible Story:**

Each week there is a specific Bible Story that is included. It is a story that you tell with graphic illustrations that accompany it to help bring the story to life. These illustrations can be found in the Data Files.

### **Call To Action:**

Because kids tend to learn best if you combine speaking the truth with visual illustrations, we have written an illustrated sermon to be used each week called the “Call To Action.” Materials are listed, and manuscripts are provided. Each illustrated sermon comes with a graphic slide for each main point.

### **Brain Drain:**

This fun game tests the kids’ memory about what they have learned. Play at the end of each week’s lesson.

### **Family Devotions:**

Send these home with the parent of each child as a means for them to reinforce the lesson during the week.



# HOW TO USE THE LESSON PLAN WORKSHEET

The first page of each lesson includes a lesson plan for the service with a suggested order of service that you may follow. On the second page of each lesson is a list of the materials needed for that entire lesson.

Please note that each lesson worksheet includes “The Spark” Intro Video,” “Game On!,” “Skit/Drama,” “Call To Action,” “Brain Drain” and the other lesson segments we provide with the curriculum. Many of the segments included have graphic and video elements included in the Data and Video Files folders. There are some segments that require other outside materials that are not included in the curriculum.

## “BUGS” - LESSON 1

### “The Praying Mantis”

**Main Focus:**  
Prayer must be a part of our daily lives!

**Power Verse:**  
“Keep on praying.”  
- 1 Thessalonians 5:17

**Watt’s Up:**  
“P-R-A-Y, Lift Your Eyes Up To The Sky & Pray!”

**LEADER’S INFO**

Life is full of choices. It’s so easy to rely on our own minds and power to make those hard decisions. God has provided a way for each of us to plug into His power and wisdom through prayer. Too often we choose the advice of friends, family, internet, books, television, etc., before we ever go to the source of all wisdom - God.

In this lesson, children are encouraged to talk to God daily. He is their best friend. God wants the best for all of us. We can share with Him all the things on our minds and hearts.

Prayer changes things. We must remember that prayer should be our first option, not our last.

**“The Spark” Intro Video**  
“Mo Squito”

**“Watt’s Up?” Teaching Video**  
Skittles teaches “Watt’s Up?”

**Character Skit**  
“Tiffany Grodie”

**Offering Time**

**Game On!**  
“Bugs Trivia”

**Bible Story**  
“The Pharisee And The Tax Collector”

**Power Verse Video**  
“Keep on praying.”  
- 1 Thessalonians 5:17

**Call To Action**  
“The Power Of Prayer”

**Brain Drain**  
Review Game

**Small Group Experience**

Lesson One - “The Praying Mantis”

page 5

## “BUGS” Lesson 1

### “The Praying Mantis”

**Lesson 1 Materials Needed:**

**“The Spark” Intro Video**  
- “Mo Squito” Video

**“Watt’s Up?” Teaching Video**  
- “Watt’s Up?” Teaching Video  
- “Watt’s Up?” Trigger Video

**Character Skit**  
- “Tiffany Grodie” Theme Graphic/Music  
- Phone

**Offering Time**  
- “Offering Time” Bumper Video

**Game On!**  
- “Game On!” Bumper Video  
- “Bugs Trivia” Game

**Bible Story**  
- “The Pharisee And The Tax Collector” Graphics  
- Bible

**Power Verse Video**  
- “Power Verse” Video

**Call To Action**  
- “The Power Of Prayer” Graphics  
- Leader or children volunteer

**Brain Drain**  
- “Brain Drain” Bumper Video  
- “Brain Drain” Lesson 1 Graphics

**Small Group Experience**  
- Bibles  
- Mantis Print Piece  
- Pray Print Piece  
- Scissors  
- Glue  
- P-R-A-Y Print Piece  
- Pencils, crayons, or markers

**Main Focus:**  
Prayer must be a part of our daily lives!

**Power Verse:**  
“Keep on praying.”  
- 1 Thessalonians 5:17

**Watt’s Up:**  
“P-R-A-Y, Lift Your Eyes Up To The Sky & Pray!”

**“The Spark” Intro Video**  
“Mo Squito”

**“Watt’s Up?” Teaching Video**  
Skittles teaches “Watt’s Up?”

**Character Skit**  
“Tiffany Grodie”

**Offering Time**

**Game On!**  
“Bugs Trivia”

**Bible Story**  
“The Pharisee And The Tax Collector”

**Power Verse Video**  
“Keep on praying.”  
- 1 Thessalonians 5:17

**Call To Action**  
“The Power Of Prayer”

**Brain Drain**  
Review Game

**Small Group Experience**

Lesson One - “The Praying Mantis”

page 6

## **The “Small Group Experience”**

We have included in this Power Pack an entire “Small Group Experience.” This is an added bonus that you may choose to use to help reinforce the lesson that was learned in the Large Group Kids Church experience. These Small Group Experiences were written for Elementary age children (Kindergarten thru 5th grade).

The Small Group Experiences do require some preparation for each group leader. Please read ahead to make sure that any props, tools, etc. are gathered ahead of time. Our suggestion is to divide the children into small groups (2-10 children works best) and group them according to age group.

Each Small Group Experience is designed to last between 20-25 minutes. Feel free to modify any segment to fit your time frame and/or group needs.

It is definitely recommended that you use the Small Group Experience as a supplement to the Large Group Experience. It is meant to reinforce the lesson the children have already learned.

# **“BUGS” - LESSON 1**

## **“The Praying Mantis”**

### **Main Focus:**

Prayer must be a part of our daily lives!



### **Power Verse:**

“Keep on praying.”

- 1 Thessalonians 5:17



### **Watt's Up:**

“P-R-A-Y, Lift Your Eyes Up To The Sky & Pray!”

## **LEADER'S INFO**

Life is full of choices. It's so easy to rely on our own minds and power to make those hard decisions. God has provided a way for each of us to plug into His power and wisdom through prayer. Too often we choose the advice of friends, family, internet, books, television, etc., before we ever go to the source of all wisdom - God.

In this lesson, children are encouraged to talk to God daily. He is their best friend. God wants the best for all of us. We can share with Him all the things on our minds and hearts.

Prayer changes things. We must remember that prayer should be our first option, not our last.



### **“The Spark” Intro Video**

“Mo Squito”



### **“Watt's Up?” Teaching Video**

Skittles teaches “Watt's Up?”



### **Character Skit**

“Tiffany Grodie”



### **Offering Time**



### **Game On!**

“Bugs Trivia”



### **Bible Story**

“The Pharisee And The Tax Collector”



### **Power Verse Video**

“Keep on praying.”

- 1 Thessalonians 5:17



### **Call To Action**

“The Power Of Prayer”



### **Brain Drain**

Review Game



### **Small Group Experience**

**Main Focus:**

Prayer must be a part of our daily lives!



**Power Verse:**

“Keep on praying.”  
- 1 Thessalonians 5:17



**Watt’s Up:**

“P-R-A-Y, Lift Your Eyes Up  
To The Sky & Pray!”

**Lesson 1 Materials Needed:**

**“The Spark” Intro Video**

- “Mo Squito” Video

**“Watt’s Up?” Teaching Video**

- “Watt’s Up?” Teaching Video
- “Watt’s Up?” Trigger Video

**Character Skit**

- “Tiffany Grodie” Theme Graphic/Music
- Phone

**Offering Time**

- “Offering Time” Bumper Video

**Game On!**

- “Game On!” Bumper Video
- “Bugs Trivia” Game

**Bible Story**

- “The Pharisee And The Tax Collector” Graphics
- Bible

**Power Verse Video**

- “Power Verse” Video

**Call To Action**

- “The Power Of Prayer” Graphics
- Leader or children volunteer

**Brain Drain**

- “Brain Drain” Bumper Video
- “Brain Drain” Lesson 1 Graphics

**Small Group Experience**

- Bibles
- Mantissa Print Piece
- Pray Print Piece
- Scissors
- Glue
- P-R-A-Y Print Piece
- Pencils, crayons, or markers

**“The Spark” Intro Video**

“Mo Squito”

**“Watt’s Up?” Teaching Video**

Skittles teaches “Watt’s Up?”

**Character Skit**

“Tiffany Grodie”

**Offering Time**

**Game On!**

“Bugs Trivia”

**Bible Story**

“The Pharisee And The Tax Collector”

**Power Verse Video**

“Keep on praying.”  
- 1 Thessalonians 5:17


**Call To Action**

“The Power Of Prayer”

**Brain Drain**

Review Game

**Small Group Experience**



## **Introduction to “The Spark” Intro Video**

**Leader:** Hey, kids! Welcome to our series called “BUGS!” What is your favorite bug? *(allow response)* I know not all of you are a big fan of bugs! Do any of you have a bug that is your least favorite? *(allow response)*

Well even if you don’t really like bugs, you can learn some important lessons from them. In fact, in this series, we are going to be learning some BIG lessons from these SMALL creatures. To find out which bug we will be learning from today, I want you to watch this awesome video...

***(play “The Spark” Intro Video)***

**Leader:** How cool! The praying mantis helps us to remember to pray. Prayer is something that many kids don’t understand. They don’t understand WHY we should pray, WHEN we should pray, or HOW we should pray. Today we’re going to learn about prayer and why it must be part of our lives! But before we do that, we need to find out “Watt’s Up?”

***(play “Watt’s Up?” Teaching Video)***



## **CHARACTER SKIT**

**Character: “Tiffany Grodie”** *(a preteen girl who is totally grossed out by bugs. She has a similar personality and speech to Jimmy Fallon’s “Ewww” character on The Tonight Show)*

**TIFFANY:** *(comes out onstage with cell phone)* EWWWWWWW! Somebody help me, help me, help me, HEEEEELLLLLLPP!

**Leader:** Excuse me?

**TIFFANY:** No, here - hold my phone. *(hands her phone to the leader)*

**Leader:** Um, ok - sure. *(takes the phone and holds it with the camera facing Tiffany)*

**TIFFANY:** *(poses)* Selfie! *(takes the phone back, smacks the leader in the shoulder)* Ew! Why would you use that filter? I look so GROSS! Ew!

**Leader:** *(rubbing their arm)* Owwww!

**TIFFANY:** That’s what you get for being so EW!

**Leader:** You are not a very nice person! Who are you and why are you out here?

**TIFFANY:** My name is Tiffany - Tiffany Grodie - and I am NOT going to apologize for you guys being so DISGUSTING.

**Leader:** What are we doing that’s so gross?

**TIFFANY:** You guys are talking about BUGS! Bugs are so so so EWWWWW! I can’t stand it!

**Leader:** Oh, come on. It’s not that bad! We’re learning some valuable lessons from these bugs!

**TIFFANT:** *(scoffs)* Valuable lessons? Like what?

**Leader:** Well, today we’re talking about the praying mantis and -

**TIFFANY:** *(shrieks, makes gagging noise)* EWWWWW! Praying mantis’ are so creepy and GROSS! With their giant eyeballs and those weird, spiky arms? It’s like they’re doing an impression of a T-rex or something. *(folds her arms up, mimicking a praying mantis)* What could you POSSIBLY learn from them?

**Leader:** Well, the praying mantis can remind us of the importance of PRAYER!

*(CONTINUED ON NEXT PAGE)*





## **CHARACTER SKIT**

*(continued)*

**TIFFANY:** EW!! If there's anything more gross than a praying mantis - it's PRAYER!! Why would ANYONE want to do that?

**Leader:** WHAT?? What's so gross about prayer?!

**TIFFANY:** First off - you've got to bend down on your knees on the NASTY floor; or if you're praying before dinner, you've got to hold hands with your little brother, and he's all sticky from eating glue all day! And then you've got to just sit there and it goes on and on and on forever and your food gets cold! EWWWWWW!!

**Leader:** It sounds like you've got a LOT of wrong ideas about prayer. Prayer doesn't have to be like that at all! It's important that we pray! It's how we communicate with God!

**TIFFANY:** But all it does is make me have to wait before I get to eat dinner!

**Leader:** You don't just pray before dinner! Prayer is something you should do throughout the day! It's more than just asking a blessing over your food! The Bible says we should pray about EVERYTHING!

**TIFFANY:** Everything?

**Leader:** Yes, everything! And you don't have to hold hands with anyone or kneel down on the ground just to pray - praying is really just talking to God!

**TIFFANY:** But what does this have to do with a nasty, slimy, twitchy, GROSS praying mantis??

**Leader:** Well, anytime you SEE a praying mantis, it can just be a REMINDER of the word “PRAY!” Today the kids are going to learn how each LETTER of the word “Pray” can teach them exactly HOW they should pray!

**TIFFANY:** Well...that doesn't sound too gross. But I'm not going ANYWHERE near any praying mantises!

**Leader:** Oh, yeah? What about the one by your foot?

**TIFFANY:** *(jumping around, shrieking hysterically)* EW, EW, EW, EW, EW, EW, EW! This place is DISGUSTING! I'm so OUTTA HERE! Selfie! *(poses with the leader, takes a picture, goes back to being scared)* EW, EW, EW, EW, EW, EW, EW! *(exits as her theme music plays)*



## **GAME ON!**

### **“Bugs Trivia”**

#### **Items Needed For Game:**

The graphic slides for Lesson 1

.....

#### **Preparation:**

Start with the game title slide, “Bugs Trivia”. Choose three boys and three girls to play in this quiz game.

.....

#### **How To Play:**

The players take turns answering questions about bugs. There are ten questions total. The team that answers the most questions correctly wins!



## **Bible Story**

### **“The Pharisee And The Tax Collector”**

#### **Materials Needed:**

The graphic slides for Lesson 1; begin with the slide that says “Bible Story”; follow the instructions below, changing the slides to follow along with the story (*as shown*)

#### **Preparation:**

Familiarize yourself with the story in Luke 18:9-14; have your open Bible in your hands as you tell the story

#### **The Story:**

Today’s Bible Story comes from the book of Luke, chapter 18. Jesus tells the story about two men who came to the temple to pray. (*show pic*) One man was a religious leader called a Pharisee. Pharisees were the ones who studied the scriptures and taught others in the temple. The other man who came to the temple to pray was a tax collector.

The Pharisee stood up and made a big show out of his prayer. (*show pic*) He said, “Thank you, God, that I am not like others - those sinners - especially like that tax collector over there! For I never cheat, I don’t lie, I don’t steal, I fast twice a week, and I give you a tenth of my income.”

Wow - that was some kind of prayer, wasn’t it? It is pretty obvious that the Pharisee was trying to impress everyone around him with the big fancy prayer he was praying. Not the best idea.

Remember the other man who was there? He was a tax collector. He was not a religious leader at all. In fact, he knew that he was a sinful man. He prayed a very different prayer than the Pharisee. He prayed a simple prayer quietly before God. (*show pic*) He said, “Lord, please have mercy on me. I am a sinner, and I need your help.”

Did you notice a difference between the prayers of these two men? Jesus said that God rejected the “fancy” prayer of the Pharisee because it didn’t come from his heart. It was all for show. But, God answered the prayer of the tax collector because it was from his heart. He came before God with a humble attitude.

Prayer doesn’t have to be fancy! You just talk to God from your heart. Talk to Him just like you would your best friend. If you need healing, you say, “God, I need you to heal me.” If you need forgiveness, you say, “God, please forgive me.” It doesn’t matter the words you say, as long as it comes from your heart.

We are going to learn all about prayer today and how it must be part of our daily lives!





## **Call To Action**

### **“The Power Of Prayer”**

#### **Materials Needed:**

The graphic slides for Lesson 1; several of your leaders or children to play the parts that will be acted out in the message.

#### **Preparation:**

Begin with the slide titled “The Power Of Prayer”. There is a slide for each point in the message. Prepare each of your leaders or children by rehearsing with them the parts they are acting out.

#### **The Message:** *(title slide)*



Today we are learning about the Power of Prayer. We began by looking at the praying mantis. Although the praying mantis probably doesn't really pray, every time we see one we can be reminded that God wants us to pray. Prayer should be a part of our lives every single day. There are several questions that I want to answer. First...

#### **WHY Should I Pray?** *(slide)*



Why do think we should pray? *(allow several kids to give their ideas on why we pray)* Well, all of those are good reasons. But the main reason we pray is to stay connected to God. What does that mean? Well, I am glad you asked.

How many of you have a best friend? *(allow response)* How many of you love to spend time with your best friend? *(allow response)* Of course! That's what makes him or her your BEST friend. You would love to spend as much time as you possibly could with them. You have fun with them, you talk to them, and you just love to BE with them. Well, the Bible says that we have a friend who sticks closer than any other friend. That friend is JESUS.

Jesus wants to be your best friend. He wants to spend time talking to you and allowing you to talk to Him. Can you imagine how your best friend would be hurt if you decided you were too busy to hang out with him or talk to him? How much more does Jesus get sad when we are too busy for Him? We must pray every day to stay connected in our relationship with Jesus. He is our best friend.

Another question I want to answer is...

*(CONTINUED ON NEXT PAGE)*



## **Call To Action** *(Continued)*

### **WHEN Should I Pray?** *(slide)*



We know WHY we should pray. When should we pray? Should we pray **ONLY** before our meals? *(allow response)* I know, I know. We should pray only at bedtime, right? *(allow response)* Should we pray only when we are in trouble? *(allow response)* Oh, I know! We should pray only when we feel like it, right? *(allow response)*

You are exactly right! The Bible says in *1 Thessalonians 5:17* that we should “Keep on praying.” That means we should “pray all the time.” Now, that doesn’t mean we walk around ignoring everyone else and just pray over and over and over. It means that every chance we get we should talk to God and let Him talk to us. If Jesus is our best friend, we shouldn’t just talk to Him when we want something or when we are in trouble. That’s not what a best friend does. We should talk to Him every chance we get.

That brings us to another important question...

### **HOW Should I Pray?** *(slide)*



We know WHY we should pray...to stay connected with God. And we now know WHEN we should pray... “Pray all the time.” The last question is, “HOW should we pray?” This is such an important question. Some people have some different ideas of what is “the right way to pray.” Different people pray different ways. Many times they believe their way is the **ONLY** and **BEST** way to pray.

Some people pray **LOUD**! *(Have your leader or child who is the LOUD prayer come out and stand in the middle of the stage and pray LOUD. “DEAR GOD! I LOVE YOU SO MUCH! YOU ARE A GREAT AND MIGHTY GOD!”)* There’s nothing wrong with praying loud, but is that the only way to pray? No.

Some people pray silently. *(Have your leader or child who is the silent prayer come out and stand in the middle of the stage and pray silently. He or she will stand there with hands clasped and say nothing for about 10 seconds.)* Now, there’s nothing wrong with praying silently, but is that the only way to pray? Of course not.

Some people pray with **BIG** words. *(Have your leader or child who is the Big Word prayer come out and stand in the middle of the stage and pray. “Oh, most gracious Heavenly Father. We beseech You this very day to come therefore into our midst and henceforth perform Thy miraculous omnipotent power upon us, your chosen people.”)* Now, there’s nothing wrong with using big words, but is that the only way to pray? No. You can talk to God just like you talk to your best friend. God just wants to spend time with you.

Still - I know many kids are scared to pray because they don’t know what to say. For the next couple of minutes, I want to share a short plan to help you pray using the word P-RA-Y.

*(CONTINUED ON NEXT PAGE)*



## **Call To Action** *(Continued)*



**P-Praise, R-Repent, A-Ask For Others, Y-You** *(slide)*

### **P—Praise**

The best way to start your time with God is by telling Him how great and wonderful He is. Everyone loves to be appreciated. God is no different. He loves to hear how much we love Him. Start your time with God by telling Him how thankful you are for all He has done for you and how much you love Him.

### **R—Repent**

After you spend time praising God, then it's time to repent. Repent is a word that means “confess your sin to God, ask Him to forgive you, and help you never make that mistake again.” Maybe you have lied or disobeyed your parents. Perhaps you talked about someone or cheated on a test. No matter what sin you have committed, ask God to forgive you and help you turn away from that sin.

### **A—Ask for others**

After you have asked forgiveness and repented of your sin, then it is time to focus on others. Maybe you have friends or family who are sick or need to know Jesus. Perhaps you know someone who is having trouble finding a job. This is the time to ask God to meet their needs and help them.

### **Y—You**


After you praise, repent, and ask for others, then it's time to focus on you and the needs you have. Don't just ask for things you want, but ask God to help you be a better Christian. Ask for God to use you to be a blessing to others. Ask God to help you follow His plan for your life.

Now, is the P-R-A-Y method the **ONLY** way to pray? Not at all. It's not important **HOW** you pray. What's most important is **THAT** you pray. You need to pray and spend time with God every single day.

**Altar Response:** *(play soft music)*

Let the children practice what they have learned today. Take 2-3 minutes and let them first begin with Praise, then Repent, Ask for others, and finally You. Lead them in each segment of the prayer. Remind them that prayer is an essential part of our lives. It is how we stay close to God. Remind them, “When you see a praying mantis, let it remind you of the importance of prayer.”





## **BRAIN DRAIN**

### **Materials Needed:**

The graphic slides for Lesson 1; “Brain Drain” Bumper Video

### **Preparation:**

Play the “Brain Drain” Bumper Video; Begin with the slide titled “Brain Drain”; there is a slide for each question

**1. Watt’s Up today?**

**Answer:** “P-R-A-Y, Lift Your Eyes Up To The Sky & Pray!”

**2. Who were the two men in our Bible Story?**

**Answer:** The Pharisee And The Tax Collector

**3. True or False: The Pharisee prayed a quiet, simple prayer.**

**Answer:** False

**4. True or False: The tax collector left because he knew his prayer wouldn’t be good.**

**Answer:** False

**5. Whose prayer in the story should our prayers be like?**

**Answer:** The Tax Collector

**6. According to our lesson today, the “P” in PRAY stands for \_\_\_\_.**

**Answer:** Praise

**7. According to our lesson today, the “R” in PRAY stands for \_\_\_\_.**

**Answer:** Repent

**8. According to our lesson today, the “A” in PRAY stands for \_\_\_\_.**

**Answer:** Ask For Others

**9. According to our lesson today, the “Y” in PRAY stands for \_\_\_\_.**

**Answer:** Yourself

**10. Where was our Power Verse found?**

**Answer:** 1 Thessalonians 5:17



# Small Group Experience

## LESSON 1 - “The Praying Mantis”



### **Watt's Up:**

“P-R-A-Y, Lift Your Eyes Up To The Sky & PRAY!”



### **Power Verse:**

“Keep on praying.”

**- 1 Thessalonians 5:17**

### **SUPPLY LIST:**

\* Bibles (one for the group to share)

### **TEACHER INSTRUCTIONS:**

When small group begins, turn to Luke 18 in the Bible. Ask for volunteers who don't mind reading aloud. To review the Bible story, hand the open Bible to one volunteer. They should read the first verse of the story, which is Luke 18:9, and then pass the Bible to another volunteer who will read the next verse. Continue passing the Bible and allowing the volunteers to read one verse each until the story is completed, which is John 18:14. Depending on the size of your group, some kids may need to read multiple times.

**Say** - I am really glad you all showed up so that I would have someone to BUG! After all, BUGS are a central theme of our lessons. Today's bug is a praying mantis, and I would love to figure out why PRAYing is so important. My Bible is opened to Luke 18 which is where our story is found. To review our story, I will need some volunteers who don't mind reading aloud.

#### **-Choose volunteers-**

**Say** - I will hand the Bible to one of my volunteers. Read the first verse of our story, which is John 18:9, and then pass the Bible to another volunteer. They will read the next verse and then pass the Bible along to the next volunteer. We will continue this way until the story is completed at John 18:14!

**-Pass the Bible to the first reader and begin. Pass the Bible for every verse until the story is complete.-**

**Say** - That was great! I love hearing you guys read God's word! The Pharisee and the tax collector prayed very different prayers. Let's talk a little bit more about those prayers and see what we can learn from their examples.

**Ask** - Why do you think the Pharisee felt the need to make such a scene when he prayed?

**-Allow time for the kids to answer; discuss their answers with the group-**

**Ask** - How do you think God felt about the Pharisee's prayer?

**-Allow time for the kids to answer; discuss their answers with the group-**

**Ask** - Why do you think the Tax Collector prayed the way that he did?

(Continued on next page)

**-Allow time for the kids to answer; discuss their answers with the group-**

**Ask** - How do you think God felt about the Tax Collector's prayer?

### **Game/Activity**

#### **SUPPLY LIST:**

- \* Mantissa Print Piece (*provided; print one per team*)
- \* Pray Print Piece (*provided; print one per team*)
- \* Bibles (*one per team*)
- \* Scissors (*for the group to share*)
- \* Glue (*for the group to share*)

#### **TEACHER INSTRUCTIONS:**

*Before small group begins, print the Mantissa and Pray Print Pieces. Once activity time begins, divide the group into teams. Give each team a copy of both print pieces and a Bible. For this activity, teams will look up the verses on the PRAY Print Piece and read them aloud together. Once they have found and read a verse, they should cut out the PRAY Piece above that verse and glue it to a day on Mantissa's calendar. Allow time for the teams to read through all of the verses and assist as needed. This activity is not a contest, but simply an exercise in Bible navigating skills and a look at what God's word says about prayer.*

**Say** - This is Mantissa. She is a mantis who wants to be a PRAYing Mantis. Her calendar is full of activities, but she knows that it is important to PRAY EVERY DAY! Help Mantissa PRAY every day by looking up the scriptures listed underneath the word PRAY. Read them aloud with your team and share your thoughts on the verse. Once your team has found and read a verse, cut out the PRAY piece and glue it to one day on Mantissa's calendar. Continue on this way until Mantissa is a PRAYing Mantis who PRAYS EVERY DAY. I am here to help as needed.

**-Allow time for the teams to complete the activity. Help as needed-**

### **Group Sharing**

#### **SUPPLY LIST:**

- \* P-R-A-Y Print Piece (*provided; print one per kid*)
- \* Pencils, crayons, or markers

#### **TEACHER INSTRUCTIONS:**

*Before small group begins, print and cut the P-R-A-Y Print Pieces. As group sharing begins, give each kid a print piece and something to write with.*

**Say** - My goal for each and every one of you is that you would all turn into PRAYing Mantis. No, I do not want you to morph into kid sized bugs that take over the world. That would be amazing, but not the point! In fact, you can really drop the mantis part. My goal is that each and every one of you PRAYS every day.

**Ask** - Why do you think it is important to PRAY every day?

**-Allow time for the kids to answer; discuss their answers with the group-**

*(Continued on next page)*

**Say** - Earlier we looked at some verses about Prayer. There are so many different reasons to pray.

**Ask** - Do you remember some of the things we learned about prayer from the Bible verses we read? Would anyone like to share what they learned with the group?

**-Allow time for the kids to answer; discuss their answers with the group-**

**Say** -One of the lessons that we learned from our Bible Story is that God isn't expecting fancy, “just right” prayers. He wants us to speak to Him from our hearts, with honesty, humility, and love.

**Ask** - Have you ever struggled with what to say when you pray?

**-Allow time for the kids to answer and possibly share an experience of your own-**

**Say** - There is no need to be intimidated when you are talking to God! He loves you and cannot wait to hear from you every day. We are going to take a few minutes and review some simple reminders that will help you when you pray. The word prayer starts with the letter P. Write the word “praise” in the box beside the letter P.

**-Allow time for the kids to complete the task-**

**Ask** - What are your thoughts on how to praise God? Write your answers in the box with the word “praise.”

**-Allow time for the kids to complete the task-**

**Ask** - Would anyone like to share what they wrote?

**-Allow time for the kids to share; discuss their answers with the group-**

**Say** - The next letter in PRAY is R which reminds us to REPENT. Write the word “repent” in the box beside the letter R.

**-Allow time for the kids to complete the task-**

**Ask** - What does repent mean and why do we need to repent? Write your answers in the box with the word “repent.”

**-Allow time for the kids to complete the task-**

**Ask** - Would anyone like to share what they wrote?

**-Allow time for the kids to share; discuss their answers with the group-**

**Say** - The third letter in PRAY is A which stands for ASK FOR OTHERS. Write the phrase “Ask For Others” in the box beside the letter A.

**-Allow time for the kids to complete the task-**

**Ask** - What kinds of things can we ask for others? Write your answers in the box with the phrase “Ask For Others.”

**-Allow time for the kids to complete the task-**

(Continued on next page)

**Ask** - Would anyone like to share what they wrote?

**-Allow time for the kids to share, discuss their answers with the group-**

**Say** - The final letter in the word PRAY is Y which is for YOU. Write the word “you” in the box beside the letter Y.

**-Allow time for the kids to complete the task-**

**Ask** - Why should you pray for yourself? Write your answers in the box with the word “you.”

**-Allow time for the kids to complete the task-**

**Ask** - Would anyone like to share what they wrote?

**-Allow time for the kids to share; discuss their answers with the group-**

**Say** - I want you to take this paper home and place it somewhere in your room or home as a reminder to PRAY every day!

### **Prayer Time**

**Say** - Praying every day can start right now! Let’s all take time to pray and ask God to help us become faithful as we work towards PRAYing every day so we can grow closer to Him. (PRAY)

### **Closing**

**Say** - The Pharisee thought he had everything figured out. He would go to the temple and put on a show. He would pray LOUD and LONG and FANCY so that everyone would think that he was very righteous. The sad part is that the Pharisee forgot that prayer is not about us - prayer is about God. He made prayer about himself and not about God. The tax collector prayed from his heart. He prayed a simple, honest prayer and God was pleased. God loves to talk with us. He loves simple, honest conversations with His kids. Praying everyday brings us closer to God and is such an important part of being a follower of Christ. Don’t forget to take your P-R-A-Y paper home and place it somewhere as a reminder. Start this week and challenge yourself to PRAY every day! Thank you all for coming! I will see you again soon!





# Mantissa's Calendar

**Monday**

BAND  
PRACTICE

**Tuesday**

**Wednesday**

CALL  
MOM

**Thursday**

**Friday**

FIELD  
TRIP

**Saturday**

**Sunday**

MANTIS  
SCOUTS  
MEETING



PRAY!

**1 Thessalonians 5:17**

PRAY!

**Psalms 17:6**

PRAY!

**Ephesians 6:18**

PRAY!

**Philippians 4:6**

PRAY!

**Colossians 4:2**


PRAY!

**Matthew 26:41**


PRAY!

**James 5:13**


P



P




R




R



A



A



H



H



# FAMILY DEVOTION!

## “The Praying Mantis”

“P-R-A-Y, Lift Your Eyes Up To The Sky & Pray!”



“Keep on praying.” - 1 Thessalonians 5:17

This week, we start a brand new series called, “Bugs”. In this series, we will learn some big lessons from different bugs. In this lesson, we are encouraged to talk to God daily. He is our best friend. God wants the best for all of us. We can share with Him all the things on our minds and hearts.

**Read:**  
Luke 18:9-14

### Ask:

- Who are the two people in the story?
- What kind of prayer did the Pharisee pray? What about the tax collector?
- Which prayer do you think was most pleasing to God?

### Say:

Life is full of choices. It's so easy to rely on our own minds and power to make those hard decisions. God has provided a way for each of us to plug into His power and wisdom through prayer.

Too often, we choose the advice of friends, family, internet, books, television, etc., before we ever go to the source of all wisdom - God. Prayer changes things. We must remember that prayer should be our first option, not our last.

### Ask/Discuss:

- Where do you usually go to for advice when facing a tough situation?
- How do you think we can make prayer a priority?

### Pray:

Lead your child in the “PRAY” method of prayer. Walk them through Praise, Repentance, Asking For Others, and then Yourself. Remind them that prayer is an essential part of our lives. It is how we stay close to God. Remind them, “When you see a praying mantis, let it remind you of the importance of prayer.”

# FAMILY DEVOTION!

## “The Praying Mantis”

“P-R-A-Y, Lift Your Eyes Up To The Sky & Pray!”



“Keep on praying.” - 1 Thessalonians 5:17

This week, we start a brand new series called, “Bugs”. In this series, we will learn some big lessons from different bugs. In this lesson, we are encouraged to talk to God daily. He is our best friend. God wants the best for all of us. We can share with Him all the things on our minds and hearts.

**Read:**  
Luke 18:9-14

### Ask:

- Who are the two people in the story?
- What kind of prayer did the Pharisee pray? What about the tax collector?
- Which prayer do you think was most pleasing to God?

### Say:

Life is full of choices. It's so easy to rely on our own minds and power to make those hard decisions. God has provided a way for each of us to plug into His power and wisdom through prayer.

Too often, we choose the advice of friends, family, internet, books, television, etc., before we ever go to the source of all wisdom - God. Prayer changes things. We must remember that prayer should be our first option, not our last.

### Ask/Discuss:

- Where do you usually go to for advice when facing a tough situation?
- How do you think we can make prayer a priority?

### Pray:

Lead your child in the “PRAY” method of prayer. Walk them through Praise, Repentance, Asking For Others, and then Yourself. Remind them that prayer is an essential part of our lives. It is how we stay close to God. Remind them, “When you see a praying mantis, let it remind you of the importance of prayer.”