

**OPEN  
THE  
DOOR**

The text "OPEN THE DOOR" is rendered in a bold, dark blue, sans-serif font. The letter 'O' in "OPEN" is replaced by a dark blue circle containing a yellow keyhole icon. The letter 'P' in "OPEN" has a red key icon positioned horizontally across its upper loop. The letter 'D' in "DOOR" is replaced by a dark blue circle containing a red door icon shown slightly ajar. The letter 'O' in "DOOR" is replaced by a dark blue circle containing a yellow keyhole icon. The letter 'O' in "DOOR" is replaced by a dark blue circle containing a yellow keyhole icon. The letter 'R' in "DOOR" has a red key icon positioned horizontally across its upper loop.

**"...I HAVE OPENED A DOOR FOR YOU THAT  
NO ONE CAN CLOSE."**

**- REVELATION 3:8**

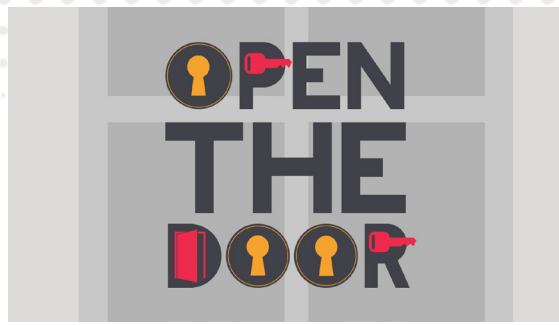




# COPYRIGHT NOTICE

Thank you for purchasing this curriculum series from High Voltage Kids Ministry. All material, both written and recorded, is protected under universal copyright laws. As the purchaser of this product, you are given permission to photocopy necessary materials found in this volume for your workers and volunteers. Please do not photocopy materials for another church to use. Additional volumes of this and other valuable Children's Ministry resources can be ordered online at [www.highvoltage-kids.com](http://www.highvoltage-kids.com)





**Lessons Written By:** Tyler Loy and Brian Dollar  
**Character Skits Written By:** Tyler Loy  
**Family Devotions Written By:** Suzi Lander  
**Small Group Lessons Written By:** Melody Jones  
**Missions Story Illustrations By:** Daniel Kopatek  
**Small Group Illustrations By:** Josh Clinton  
**Lesson Graphics By:** Kindred Creative (<http://kindredcanvas.com>)

**Cast:**  
**Tyler:** Tyler Loy  
**Skittles:** Brian Dollar  
**Norman (Voice):** Brian Dollar

**Directed By:** Tyler Loy & Aaron Stone  
**Camera Operators:** Aaron Stone & Lauren Barnes  
**Edited By:** Lauren Barnes

*Scriptures from the New Living Translation, ©1996, Tyndale Charitable Trust, Wheaton, IL. Used by permission.*

*All photos/images used are royalty free images and/or are public domain. Used by permission.*



## TABLE OF CONTENTS

<b>Introduction</b> .....	page 1
<b>The Elements</b> .....	page 2
<b>How To Use The Lesson Plan Worksheet</b> .....	page 3
<b>Small Group Experience explanation</b> .....	page 4
<b>Lesson 1: “The Door”</b> .....	page 5
<b>Lesson 2: “Door Breakers”</b> .....	page 15
<b>Lesson 3: “Closed, Locked Doors”</b> .....	page 25



## INTRODUCTION

There are so many different kinds of doors: revolving doors, sliding doors, doors you pull, doors you push, doors that open automatically, doors that fold, big doors, small doors, car doors, garage doors, doors that are massive pieces of artwork, and doors that just keep you safe.

In this series we are talking about doors. No, not the kind of doors we walk in and out of every day. We are talking about a different kind of door. We are talking about a door of opportunity: opportunity to share God's love.

There are a lot of countries around the world. Every country has a door. Those doors are either open or closed to hearing the Gospel of Jesus. Several countries have their doors open, and people are allowed to freely go in and out sharing the love of Jesus.

But, some countries have their doors closed. They don't want anyone to come in that might share about Jesus. They want nothing to do with Christians and will do anything to keep them out! This means that there are a lot of people who have never heard about Jesus and have no idea how much He loves them.

In this series, we are going to be talking all about these doors and what God is ready to do about them. We are going to learn that God is not intimidated by closed, locked doors. He can bust through any door!

We pray that this series is a blessing to you and the children in your ministry!

For This Generation,

**The High Voltage Kids Ministry Team**



## THE ELEMENTS

### **The DVD:**

Included are “The Spark” Intro Video segments featuring Tyler, the Power Verse Videos featuring “Norman the Doorman,” and the “Watt’s Up?” Videos featuring “Skittles”. We have included several “Video Bumpers” to be used as transitions to each segment of the service (“Game On!”, “Offering”, and “Brain Drain”).

### **The Data Disc:**

This Disc contains the Printable Lesson Manual and graphics/artwork you can use to promote this amazing series. Also included are PowerPoint games, slides for use during the lesson. In addition, you will find “Family Devotions” and “Small Group Experience” for each lesson. You will also find the Quicktime video files on the Data Disc that can be copied and placed into PowerPoint or other presentation software.

### **“The Spark” Intro Video:**

This video is to be used toward the beginning of the lesson. It sets up the topic to be discussed during that lesson. It uses humor to grab the kids’ attention, then explains what they will be learning about in the lesson.

### **Watt’s Up?:**

This is the main thought you want to get across to the kids during the weekly lessons. Watt’s Up is a simple statement that sums up the entire lesson. There is a “Watt’s Up? Teaching Video” where Skittles teaches the kids the “Watt’s Up” phrase. Then, use the “Watt’s Up? Trigger Video” to surprise the kids throughout the service. Play it many times at random. Each time the kids see Skittles’ head pop up and ask, “Watt’s Up?”, they should stand up on their feet and say the “Watt’s Up?” statement for the week.

### **Game On!:**

Each week a game has been provided. Most of them are themed with the lesson being taught that week. You can find downloadable instrumental game music on our website [www.highvoltagekids.com](http://www.highvoltagekids.com).

### **Skit/Drama:**

These skits feature “Will U. Bytaday” (you can choose to have him as a puppet or a human character) who interacts with another person (you or any member of your team). Names can be changed for each specific church and situation if you wish. Use the skits in whatever way works best for you.

### **Missions Story:**

Each week there is a specific Missions Story that is included. Sometimes it is a story that you tell with pictures and graphic illustrations that accompany it to help bring the story to life. These illustrations can be found in the PowerPoint Presentations provided. Other times, the Missions Story is told on video (also provided).

### **Call To Action:**

Because kids tend to learn best if you combine speaking the truth with visual illustrations, we have written an illustrated sermon to be used each week called the “Call To Action.” Materials are listed, and manuscripts are provided. Each illustrated sermon comes with a PowerPoint slide for each main point.

### **Brain Drain:**

This fun PowerPoint game that tests the kids’ memory about what they have learned. Play at the end of each week’s lesson.

### **Family Devotions:**

Send these home with the parent of each child as a means for them to reinforce the lesson during the week.



# HOW TO USE THE LESSON PLAN WORKSHEET

The first page of each lesson includes a lesson plan for the service with a suggested order of service that you may follow. On the second page of each lesson is a list of all the materials needed for the entire lesson.

Please note that each lesson worksheet includes “The Spark” Intro Video,” “Game On!,” “Skit/Drama,” “Call To Action,” “Brain Drain” and the other lesson segments we provide with the curriculum. Many of the segments included have video elements included on the Data Disc. There are other segments that require other materials that are not included.

## “Open The Door” - LESSON 1

### “The Door”

**Main Focus:**  
Jesus opens doors that can't be closed by anyone

**Power Verse:**  
"I know all the things you do, and I have opened a door for you that no one can close." – Revelation 3:8

**Watt's Up:**  
"When Jesus Opens A Door, It CAN'T BE SHUT!"

**LEADER'S INFO**

In this series we are talking about doors. There are a lot of countries around the world, and every country has a door that is either open or closed to hearing the Gospel of Jesus.

Several countries have their doors open, and people are allowed to freely go in and out sharing the love of Jesus. Some countries have the door closed. They don't want anyone in that might share about Jesus. They want nothing to do with Christians and will do anything to keep them out! This means that there are a lot of people who have never heard about Jesus and have no idea how much He loves them.

In this lesson, the children will learn from the story of Missionary David Livingstone that God can open ANY door! God has called us to look for open doors, walk through, and proclaim the love of God to the world!

**“The Spark” Intro Video**  
Doors, Doors, Doors

**“Watt’s Up?” Teaching Video**  
Skittles teaches “Watt’s Up!”

**Character Skit**  
“Will U. Bytaday”

**Offering Time**

**Game On!**  
“Pick A Door, Any Door”

**Missions Story**  
“David Livingstone”

**Power Verse Video**  
“I know all the things you do, and I have opened a door for you that no one can close.”  
– Revelation 3:8

**Call To Action**  
“The Door”

**Brain Drain**  
PowerPoint Review Game

**Small Group Experience**

Lesson One - “The Door” page 5

**“Open The Door” Lesson 1**

**Main Focus:**  
Jesus opens doors that can't be closed by anyone

**Power Verse:**  
"I know all the things you do, and I have opened a door for you that no one can close." – Revelation 3:8

**Watt's Up:**  
"When Jesus Opens A Door, It CAN'T BE SHUT!"

**“The Spark” Intro Video**  
Doors, Doors, Doors

**“Watt’s Up?” Teaching Video**  
Skittles teaches “Watt’s Up!”

**Character Skit**  
“Will U. Bytaday”

**Offering Time**

**Game On!**  
“Pick A Door, Any Door”

**Missions Story**  
“David Livingstone”

**Power Verse Video**  
“I know all the things you do, and I have opened a door for you that no one can close.”  
– Revelation 3:8

**Call To Action**  
“The Door”

**Brain Drain**  
PowerPoint Review Game

**Small Group Experience**

**“The Door”**

**Lesson 1 Materials Needed:**

**“The Spark” Intro Video**  
- “Open The Door” Lesson 1 Video

**“Watt’s Up?” Teaching Video**  
- “Watt’s Up!” Teaching Lesson 1 Video  
- “Watt’s Up!” Trigger Lesson 1 Video

**Character Skit**  
- “Will U. Bytaday” Theme Graphic/Music  
- Salesman outfit (suit, tie, briefcase)  
- Door  
- Wigs

**Offering Time**  
- “Offering Time” Bumper Video

**Game On!**  
- “Game On!” Bumper Video  
- “Pick A Door, Any Door!” Game (in PowerPoint Presentation)

**Missions Story**  
- “David Livingstone” Graphics (in PowerPoint Presentation)

**Power Verse Video**  
- “Power Verse” Video

**Call To Action**  
- “The Door” Graphics (in PowerPoint Presentation)  
- A door

**Brain Drain**  
- PowerPoint Review Game (in PowerPoint Presentation)

**Small Group Experience**  
- Mission Story Graphics (in Small Group)  
- Closed Door Print Piece (in Small Group)  
- Map Print Piece (in Small Group)  
- Missionaries Print Piece (in Small Group)  
- Manila Folder  
- Scissors  
- Tape  
- Open Door (in Small Group)  
- Pencils, crayons, or markers

Lesson One - “The Door” page 6

## **The “Small Group Experience”**

We have included in this Power Pack an entire “Small Group Experience.” This is an added bonus that you may choose to use to help reinforce the lesson that was learned in the Large Group Kids Church experience. These Small Group Experiences were written for Elementary age children (Kindergarten thru 5th grade).

The Small Group Experiences do require some preparation for each group leader. Please read ahead to make sure that any props, tools, etc. are gathered ahead of time. Our suggestion is to divide the children into small groups (2-10 children works best) and group them according to age group.

Each Small Group Experience is designed to last between 20-25 minutes. Feel free to modify any segment to fit your time frame and/or group needs.

It is definitely recommended that you use the Small Group Experience as a supplement to the Large Group Experience. It is meant to reinforce the lesson the children have already learned.

# “Open The Door” - LESSON 1

## “The Door”

### Main Focus:

Jesus opens doors that can't be closed by anyone



### Power Verse:

“I know all the things you do, and I have opened a door for you that no one can close.” – Revelation 3:8



### Watt's Up:

“When Jesus Opens A Door, It CAN'T BE SHUT!”

## LEADER'S INFO

In this series we are talking about doors. There are a lot of countries around the world, and every country has a door that is either open or closed to hearing the Gospel of Jesus.

Several countries have their doors open, and people are allowed to freely go in and out sharing the love of Jesus. Some countries have the door closed. They don't want anyone in that might share about Jesus. They want nothing to do with Christians and will do anything to keep them out! This means that there are a lot of people who have never heard about Jesus and have no idea how much He loves them.

In this lesson, the children will learn from the story of Missionary David Livingstone that God can open ANY door! God has called us to look for open doors, walk through, and proclaim the love of God to the world!



### “The Spark” Intro Video

Doors, Doors, Doors



### “Watt's Up?” Teaching Video

Skittles teaches “Watt's Up?”



### Character Skit

“Will U. Bytoday”



### Offering Time



### Game On!

“Pick A Door, Any Door”



### Missions Story

“David Livingstone”



### Power Verse Video

“I know all the things you do, and I have opened a door for you that no one can close.”

– Revelation 3:8



### Call To Action

“The Door”



### Brain Drain

PowerPoint Review Game



### Small Group Experience

**Main Focus:**

Jesus opens doors that can't be closed by anyone



**Power Verse:**

“I know all the things you do, and I have opened a door for you that no one can close.” – Revelation 3:8



**Watt's Up:**

“When Jesus Opens A Door, It CAN'T BE SHUT!”

**Lesson 1 Materials Needed:**

**“The Spark” Intro Video**

- “Open The Door” Lesson 1 Video

**“Watt’s Up?” Teaching Video**

- “Watt’s Up?” Teaching Lesson 1 Video  
- “Watt’s Up?” Trigger Lesson 1 Video

**Character Skit**

- Salesman outfit (suit, tie, briefcase)  
- Door  
- Wigs

**Offering Time**

- “Offering Time” Bumper Video

**Game On!**

- “Game On!” Bumper Video  
- “Pick A Door, Any Door!” Game (in PowerPoint Presentation)

**Missions Story**

- “David Livingstone” Graphics (in PowerPoint Presentation)

**Power Verse Video**

- “Power Verse” Video

**Call To Action**

- “The Door” Graphics (in PowerPoint Presentation)  
- A door

**Brain Drain**

- PowerPoint Review Game (in PowerPoint Presentation)

**Small Group Experience**

- Mission Story Graphics (in Small Group)  
- Closed Door Print Piece (in Small Group)  
- Map Print Piece (in Small Group)  
- Missionaries Print Piece (in Small Group)  
- Manilla folder  
- Scissors  
- Tape  
- Open Door (in Small Group)  
- Pencils, crayons, or markers

**“The Spark” Intro Video**

Doors, Doors, Doors

**“Watt’s Up?” Teaching Video**

Skittles teaches “Watt’s Up?”

**Character Skit**

“Will U. Bytoday”

**Offering Time**

**Game On!**

“Pick A Door, Any Door”

**Missions Story**

“David Livingstone”

**Power Verse Video**

“I know all the things you do, and I have opened a door for you that no one can close.”  
– Revelation 3:8

**Call To Action**

“The Door”

**Brain Drain**

PowerPoint Review Game

**Small Group Experience**



## CHARACTER SKIT

**Character:** “**Will U. Bytaday**” (as in “Will You Buy Today?”; he’s a salesman dressed in a suit and tie, carrying a brief case filled with various items. He enters through a door in the room.)

**Leader:** Today we are talking about the.... (Hears a knock on the door behind them) As I was saying... (Hears a knock again) Hold on one second. I actually think somebody is at this door.

**Will:** Howdy do! How are you doing, today? The name’s Will. Will U. Bytaday. I am selling some very lovely wigs. We have blonde, brunette, rainbow, and huge massive afros. Would you be interested in buying a wig?

**Leader:** No. And, you do realize this isn’t a home, right? It’s a church.

**Will:** That’s a new one. I’ve heard lots of excuses to get rid of me over the years, but I’ve never had anyone try and convince me that they lived in a church! I mean, do you really want to get rid of me so bad that you would lie while using a church as your excuse?

**Leader:** NO. This really is a church. See? We are in our kids’ service. Come over here and look! (Leader walks towards the front of the stage and Will stays behind the door) Why aren’t you over here looking?

**Will:** Well, you never invited me into your home. It’s not polite to walk in without an invitation.

**Leader:** Oh my goodness...fine. Would you please come in so that you can see this is a church and not a house?

**Will:** Well, Herbert Hoover Vacuum Cleaners! You really weren’t lying! This IS a church!

**Leader:** That’s what I’ve been trying to tell you! How in the world did you think that this was a house and not a church? How did you get past security?

**Will:** Well, you see, I was just walking down the street, carrying my lovely collection of wigs that could be yours for just 10 payments of 199.99, plus shipping and handling.

**Leader:** Get back to the story!

**Will:** Sorry. Well, I was walking down the street and saw this door. It was so pretty that I just knew it had to belong to a house. I’ve been standing behind it for a while now.

**Leader:** How long have you been back there?

**Will:** 5 days, 19 hours, 21 and a half minutes.

(CONTINUED ON NEXT PAGE)



## CHARACTER SKIT

(continued)

**Leader:** Why didn't you knock sooner?

**Will:** Because I'm scared of doors!

**Leader:** Why are you scared of doors?

**Will:** Because I never know if the door will open! Believe it or not, many people have NO desire to talk to a door-to-door salesman. I really think that my product can help a lot of people, especially people who are bald...OR just have really bad hair. But, how can I ever tell them about my wonderful assortment of wigs if the door just stays closed?

**Leader:** You know, it's funny that you're scared of doors being closed. Because, today we are actually talking about doors. Not talking about *actual* doors, but rather doors being open to share the gospel of Jesus in other countries. Some doors are open, but some doors are closed.

**Will:** Really?

**Leader:** Really! Whether it's open or closed, we serve a God that can open or close any door.

**Will:** That's awesome! Maybe He can help me. I think I'll head back through the door and listen for the rest of the day. But, before I leave, are you guys sure you don't want any wigs?

**Leader:** I think we are good! (*Salesman walks out into the crowd trying to sell wigs to the kids, leader takes him to the door and says*) We'll see you later. Make sure you are listening really closely.

**Will:** Wait! I can give you a great deal! Three wigs for the price of two! (*as the door slams shut*)



## **GAME ON!**

### **“Pick A Door, Any Door!”**

#### **Items Needed For Game:**

the Data Disc

---

#### **Preparation:**

Open the PowerPoint Presentation for Lesson 1, begin with the slide titled, “Pick A Door, Any Door”

---

#### **How To Play:**

Choose three boys and three girls to compete in this game. The teams will take turns each round. Each round, they will be shown three doors. They must pick a door and stick with it. When the contents behind the doors are revealed, there are point values that can be added to the team’s score. Be careful! There are also “Yuck Faces” behind some of the doors. “Yuck Faces” are worth ZERO points. The team with the most points at the end of ten rounds is declared the winner!



# Missions Story

## “David Livingstone”

### Materials Needed:

The Data Disc; the PowerPoint presentation for Lesson 1; begin with the slide that says “Missions Story”; follow the instructions below, changing the slides to follow along with the story (as shown)

### Preparation:

Familiarize yourself with the story; tell it with feeling

### The Story:

Today, I want to tell you a story of a man named David Livingstone. David Livingstone was a man from London, England, who felt called to be a Missionary to Africa. When he arrived on the continent of Africa, he was so saddened by what he saw. (show pic) There were entire villages burned to the ground. They had been attacked, and every person who lived in the village had been taken as slaves. David saw many African natives beaten and left for dead beside the road. Livingstone could not believe the things he was seeing. He made it his life’s mission to end the African slave trade.



David Livingstone found his way to the island of Zanzibar off the coast of East Africa. There, he found a terrible thing. Slaves were tied to a post and whipped (show pic). Over and over, they were beaten in order to make them obey whatever their masters told them to do. David Livingstone was sad, but also angry. He knew that Africans were God’s children as much as anyone else. They should not be treated like this. So, Livingstone told the world about these terrible things being done to the slaves. Because of his work, the slave trade from Africa was ended.



After years of being a missionary, David Livingstone died in Africa. Two brave African men wrapped up his body and carried it from the Congo to a church in Zanzibar, so it could be shipped back to London for burial. These two men risked their lives, carrying the body through the desert (show pic). The church of England, grateful to the two men for taking care of Livingstone’s body, thanked them by giving them a large sum of money (show pic). The two men took the money, bought a plot of land in Zanzibar, and dedicated it to be used only for a cemetery or a church.



140 years later, a pastor named Dixon wanted to plant a church in the capital city of Zanzibar. The problem was that Zanzibar is over 99% Muslim. No one would sell land to Dixon for a church. Finally, in the center of the city, Dixon found an empty piece of ground that had sat empty for over 140 years. Why? Because, according to the deed, only a church could be built there. It was the same land bought by the two African men.

Today, on the island of Zanzibar, a church meets in a simple building on that plot of land in the center of the city (show pic). On that land, Muslims are becoming Christians, and sinners are being set free. The door was closed for Pastor Dixon in Zanzibar, but God had a way for the door to be opened that was over 140 years in the making.





# Call To Action “The Door”

### Materials Needed:

The Data Disc; a door

### Preparation:

Open the PowerPoint presentation on the Data Disc titled “Lesson One,” begin with the slide titled “The Door”

**The Message:** *(title slide)*



Everywhere we go, we walk through doors. Doors are all around us. In fact, did you know that in this building we have \_\_\_\_\_ *(count all the doors in the building that you’re in so you can have the precise number)* doors? We see doors everywhere we go. Anytime you go into a building, what do you walk through? *(allow response)* That’s right! Doors! Anytime you go to your bedroom, what do you walk through? *(allow response)* Of course! A door! Every day you go to school, what do you walk through? *(allow response)* Once again - doors! Doors are a major part of our lives.

We experience a lot of physical doors in our lives, but we also face a different kind of door as well. Every day we face doors of opportunity to share the love of Jesus. These doors are either OPEN opportunities or CLOSED opportunities. There are countries and people all over the world with this kind of door.

There are several lessons we can learn about spiritual doors by looking at a physical door...

**Every Door Has Two Sides** *(slide)*



Doors can be used in two different ways. One way is to let people in. If you’re in your bedroom and you don’t mind people coming into your room, what do you do with the door? You keep it open, because then people are welcome to enter.

The same goes for countries all over the world. There are countries like the United Kingdom, Tanzania, Japan, Kenya, Mexico, Brazil, Argentina, and countless others that have their doors wide open, saying, “Come on in. We are happy for you to share God’s love with our people!”

However, doors also have a back side. Doors can be closed to keep people out. Have you ever gotten mad at your brother or sister? Maybe they were annoying you. So, what do you do? You go to your room and close the door so that nobody can come in. You don’t want to talk to your brother or sister, listen to them, or see them. You just want to be all alone. You closed your door on purpose so that nobody could get in.

(CONTINUED ON NEXT PAGE)



# Call To Action (Continued)

## People Try To Close Doors *(slide)*



Just like people close doors because they don't want to be disturbed, countries like Iran, Saudi Arabia, the Maldives, Sudan, and others close the door to Christians. No one is allowed to go in and speak the name of Jesus. In some of these countries, you could go to jail simply for having a Bible or wearing a cross necklace.

You might ask, “Why would people do this? Why would they close the door to their country just to keep their people from hearing the name of Jesus?” Leaders and other people of other religions have shut the door in an attempt to keep Jesus out. They are afraid if people hear the truth, they will no longer follow their lies. So, they do everything they can to keep their people IN and Jesus and His people OUT.

One of those type of rulers was General Mao in China. In 1966, General Mao called on 11 million of his soldiers and gave them instructions to go across China and destroy anyone or anything that did not agree with the government. The Church and Christian believers were the main targets. Pastors were killed, churches were burned, property was taken, and Christians were mistreated.

By 1976, there was not a single Christian church left. Some would say there wasn't a single Christian left in China. What does that mean for China? The door was closed, and they didn't want Christianity to come in. General Mao looked like he had been successful. But, there is something that General Mao didn't realize. People may try to close the Spiritual door to these countries but...

## Closed Doors Don't Stop Jesus *(slide)*




It looked like General Mao was successful, but let me tell you what happened. Instead of growing smaller and disappearing, the church in China grew stronger and bigger. Before General Mao started mistreating Christians, there were approximately 750,000 Christians. During the time when it seemed that no Christian could survive in China, their numbers grew to 30 million. Now, there are more than 100 million Christians in China!

Closed doors don't stop Jesus. People will try to close the door, but they will not succeed. **Revelation 3:8** says, “I know all the things you do, and I have opened a door for you that no one can close.” What God opens, no one can shut. So what does that mean for you? Right now, you can't physically go to a country where the door is closed, but maybe one day you will.

One thing you can do is pray. Prayer works. The people in these countries need Jesus. You can pray that the door will be opened and that missionaries will be able to go to the countries. Pray that the name of Jesus would be known in the countries where doors are closed. So, today we are going to pray. We are going to pray for God to open doors around the world so others can hear of His love!

### ALTAR RESPONSE: *(play soft music)*

Lead the children in prayer. Pray that God will open doors of opportunity around the world!



## **BRAIN DRAIN**

### **Materials Needed:**

The Data Disc; The DVD

### **Preparation:**

Play the “Brain Drain” Video Intro off the DVD; Open the PowerPoint presentation on the Data Disc titled “Lesson One,” begin with the slide titled “Brain Drain”; there is a slide for each question

**1. Watt’s Up today?**

**Answer:** “When Jesus Opens A Door, It CAN’T BE SHUT!”

**2. What was the name of the missionary in our Missions Story?**

**Answer:** David Livingstone

**3. What country was David Livingstone from?**

**Answer:** England

**4. What made David Livingstone so angry when he got to Africa?**

**Answer:** Slavery

**5. What did the two men do with the money given to them by the Church of England?**

**Answer:** Bought Some Land

**6. What stands on that land today?**

**Answer:** A Church

**7. According to our lesson today, “Every Door Has Two \_\_\_\_\_.”**

**Answer:** Sides

**8. According to our lesson today, “People Try To \_\_\_\_\_ Doors.”**

**Answer:** Close

**9. According to our lesson today, “Closed Doors Don’t \_\_\_\_\_ Jesus.”**

**Answer:** Stop

**10. Where was our Power Verse found?**

**Answer:** Revelation 3:8



# Small Group Experience

## LESSON 1 - "The Door"



### **Watt's Up:**

"When Jesus Opens A Door, It CAN'T BE SHUT!"



### **Power Verse:**

"I know all the things you do, and I have opened a door for you that no one can close."

**-Revelation 3:8**

### **SUPPLY LIST:**

\* Missions Story pictures (provided; print one set)

### **TEACHER INSTRUCTIONS:**

Before small group begins, print the Missions Story pictures and review the story highlights so you are familiar with talking points. Once small group begins, review the Missions Story by holding up the pictures one at a time and discussing the events of the story together as a group. This mission story is inspiring and exciting. It also addresses difficult topics and tough concepts. Be prepared to guide the discussion time. Listen to their thoughts and allow God to use you as the next generation is prepared to reach the world for Christ!

**Say** - "I am so excited because today we are discussing MISSIONS! For every follower of Jesus, missions is essential. Let's begin by taking a closer look at the life of David Livingstone. I am going to hold up pictures from the mission story and we will discuss them together. Share your thoughts and feel free to ask questions!"

**-Review the pictures together. Use the story highlights as a guide if needed-**

### **David Livingstone Story Highlights:**

- He was from London England and felt called to be a missionary to Africa
- David saw villages in Africa burned and Africans taken as slaves
- He made it his life mission to end the African slave trade
- On Zanzibar he was shocked to see the Africans being beaten, he knew Africans were God's children and should not be treated this way
- He traveled around the world telling about the awful things he witnessed in Africa
- Because of his work the African slave trade was ended
- After years of being a missionary David died in Africa
- Two African men carried his body from the Congo to Zanzibar
- The Church of England was thankful and gave the men a large sum of money
- The men used the money to buy land in Zanzibar and dedicated the land to be a church or cemetery
- 140 years later Pastor Dixon wanted to build a church in Zanzibar but they would not sell him land
- He found the land purchased by the two African men 140 years earlier and was able to buy it and build a church in the middle of Zanzibar
- All of this happened because of David Livingstone's love for the African people and God

**Say** - "What an amazing story! Because of one man's love for Christ and dedication to helping others thousands of people's lives were changed."

(Continued on next page)

**Ask** - What do you think might have happened if David Livingstone would have ignored God’s call on his life?

## Game/Activity

### SUPPLY LIST:

- \* Closed Door Print Piece (*provided; print one per team*)
- \* Map Print Piece (*provided; print one per team*)
- \* Missionaries Print Piece (*provided; print one per team*)
- \* Manila folder (*one per team*)
- \* Scissors (*for the group to share*)
- \* Tape (*for the group to share*)

### TEACHER INSTRUCTIONS:

*Before small group begins, print all of the print pieces. Tape the Closed Door Print Piece to the front of the manila folders, one per team. Once activity time begins, give each team a Missionaries Print Piece and allow time for the teams to cut out the pieces. Each team should place their missionaries inside the folder. Once this is complete, give each team a map and take their missionary filled folder. Place the missionary folders on the floor on one side of the room and have the teams line up across from their folder. Place a Map beside each team. To play the game, the first person in each teams’ line should race to their manila folder and get one missionary. They will race back and tape that missionary to the correct continent on their team map. The first team to get all of their missionaries on the map wins!*

**Say** - “These missionaries want to share the good news about God with the world but they are trapped by locked doors. Closed doors don’t stop Jesus! Your job is to help the missionaries bust through the closed door and get to the correct continent. One at a time team members will race to free one missionary. Take that missionary and match and tape them to the correct continent on your team map. The first team to get the missionaries on the map in the correct locations wins!”

**-Allow time for the teams to cut out the missionaries, place them in their folders, and then play the game-**

## Group Sharing

### SUPPLY LIST:

- \* Open Door Print Piece (*provided; print one per kid*)
- \* Pencils, crayons, or markers

### TEACHER INSTRUCTIONS:

*Before small group begins, print and cut the Open Door Print Piece. Once group sharing begins, give each kid a print piece and something to write with.*

**Say** - “Today, we looked at the life of a man who dedicated himself to helping others and the message of Jesus. His story seems so epic. His story is epic! Sometimes we hear these epic stories and they seem almost unreal, like a movie. Living a life that changes the world doesn’t seem really possible.

**Ask** - Is it really possible for one person to change the world? Why?

*(Continued on next page)*

**-Allow time for the kids to respond, discuss their answers with the group-**

**Say** - “As followers of Jesus, one of the most important things we will ever do is share His story with others. There are a lot of people and a lot of places that are closed to Jesus.”

**Ask** - Why don't closed doors stop Jesus?

**-Allow time for the kids to respond, discuss their answers with the group-**

**Say** - “On the bottom of your paper are the words to your power verse. Divide into small groups and read the power verse together. Write your thoughts about the verse on the lines in the door.”

**-Allow time for the groups to complete this activity-**

**Ask** - Would anyone like to share what they wrote?

**-Allow time for the kids to respond-**

## **Prayer Time**

**Say** - “There are so many places and so many people that need Jesus. Let's pray that our hearts would be softened for the people in need of Jesus.” (PRAY)

## **Closing**


**Say** - “David Livingstone did an amazing work for the cause of Jesus. He dedicated his life to helping others. I'm sure that he never dreamed his work would still be opening doors for the message of Jesus hundreds of years after his death. God can use a life to make a difference for eternity. People try to close doors to places. People try to close doors to their hearts. People try to close doors, but closed doors don't stop Jesus! You and I can be a part of breaking through closed doors with the message of Jesus. Jesus changes lives. Jesus changes the world, and we can be a part of that change! God can use your life to make a difference now and for eternity!”





























**"I KNOW ALL THE THINGS YOU DO, AND I HAVE  
OPENED A DOOR FOR YOU THAT NO ONE CAN CLOSE."  
- REVELATION 3:8**



**"I KNOW ALL THE THINGS YOU DO, AND I HAVE  
OPENED A DOOR FOR YOU THAT NO ONE CAN CLOSE."  
- REVELATION 3:8**

# FAMILY DEVOTION!

## “The Door”



“When Jesus Opens A Door, It CAN'T BE SHUT!”



“I know all the things you do, and I have opened a door for you that no one can close.” – *Revelation 3:8*

This week we begin a new series, “Open the Door.” We will be talking about countries around the world where there are doors that are either opened or closed to hearing the Gospel of Jesus. BUT, God can open *any* door He chooses!

### Activity:

Gather your children and let them know it is time for a race! Give them a reasonable time limit to race around the house and count how many doors you have in your house. *(Make this fun and exciting for them!)*

### Ask:

- How many doors did you find?
- Can you get from one room to another without walking through a door?
- How many doors do you think you walk through every day? *(Guess between school, work, house, etc how many you think it may be!)*

### Say:

We all walk through many doors every day! Some doors let us in, and other doors keep us out. For instance, we use the doors on our house to be locked and shut to keep people out while we are gone. There are doors all around our world that are shut like this in order keep people from coming in and sharing the message of Jesus. There are some doors that are hard to open. It makes it difficult to reach people with the Gospel of Jesus Christ.

### Ask:

- Do we live in a country that has an open door to the Gospel of Jesus?
- How do you think you would feel if you lived in a place that had a closed door to the Gospel of Jesus?
- What can we do to help reach people who are in these hard-to-reach places?

### Pray:

Pray that God will open doors in these hard to reach places. Also, pray that God will use those open doors to reach more people for Him!

# FAMILY DEVOTION!

## “The Door”



“When Jesus Opens A Door, It CAN'T BE SHUT!”



“I know all the things you do, and I have opened a door for you that no one can close.” – *Revelation 3:8*

This week we begin a new series, “Open the Door.” We will be talking about countries around the world where there are doors that are either opened or closed to hearing the Gospel of Jesus. BUT, God can open *any* door He chooses!

### Activity:

Gather your children and let them know it is time for a race! Give them a reasonable time limit to race around the house and count how many doors you have in your house. *(Make this fun and exciting for them!)*

### Ask:

- How many doors did you find?
- Can you get from one room to another without walking through a door?
- How many doors do you think you walk through every day? *(Guess between school, work, house, etc how many you think it may be!)*

### Say:

We all walk through many doors every day! Some doors let us in, and other doors keep us out. For instance, we use the doors on our house to be locked and shut to keep people out while we are gone. There are doors all around our world that are shut like this in order keep people from coming in and sharing the message of Jesus. There are some doors that are hard to open. It makes it difficult to reach people with the Gospel of Jesus Christ.

### Ask:

- Do we live in a country that has an open door to the Gospel of Jesus?
- How do you think you would feel if you lived in a place that had a closed door to the Gospel of Jesus?
- What can we do to help reach people who are in these hard-to-reach places?

### Pray:

Pray that God will open doors in these hard to reach places. Also, pray that God will use those open doors to reach more people for Him!